


## Product range 1 Hydraulic hose fittings



# PHD 100

## Skive ferrule

Skive ferrule for HD 100,  
HD 100 A, material: steel,  
zincd, yellow passivated

Article category 1100



*Designation*

*DN*

*size*

*inch*

PHD 104	4	3	3/16"
PHD 106	6	4	1/4"
PHD 108	8	5	5/16"
PHD 110	10	6	3/8"
PHD 113	13	8	1/2"
PHD 116	16	10	5/8"
PHD 120	20	12	1/2"
PHD 125	25	16	1"
PHD 132	32	20	1"1/4
PHD 140	40	24	1"1/2
PHD 150	50	32	2"

# PHD 200

## Skive ferrule

Skive ferrule for HD 200, HD 200 A and HDB 200, material: steel, zined, yellow passivated

Article category 1100



*Designation*

*DN*

*size*

*inch*

PHD 204	4	3	3/16"
PHD 206	6	4	1/4"
PHD 208	8	5	5/16"
PHD 210	10	6	3/8"
PHD 213	13	8	1/2"
PHD 216	16	10	5/8"
PHD 220	20	12	3/4"
PHD 225	25	16	1"
PHD 232	32	20	1"1/4
PHD 240	40	24	1"1/2
PHD 250	50	32	2"
PHD 260	60	40	2"1/2

# PHN 100

## Non-skive ferrule

Non-skive ferrule for HD 100,  
material: steel, zincd,  
yellow passivated

Article category 1100



*Designation*

*DN*

*size*

*inch*

PHN 104	4	3	3/16"
PHN 106	6	4	1/4"
PHN 108	8	5	5/16"
PHN 110	10	6	3/8"
PHN 113	13	8	1/2"
PHN 116	16	10	5/8"
PHN 120	20	12	3/4"
PHN 125	25	16	1"
PHN 132	32	20	1"1/4
PHN 140	40	24	1"1/2
PHN 150	50	32	2"

# PHN 200

## Non-skive ferrule

Non-skive ferrule for HD 200,  
material: steel, zined, yellow  
passivated

Article category 1100



*Designation*

*DN*

*size*

*inch*

PHN 204	4	3	3/16"
PHN 206	6	4	1/4"
PHN 208	8	5	5/16"
PHN 210	10	6	3/8"
PHN 213	13	8	1/2"
PHN 216	16	10	5/8"
PHN 220	20	12	3/4"
PHN 225	25	16	1"
PHN 232	32	20	1"1/4
PHN 240	40	24	1"1/2
PHN 250	50	32	2"

# PHT

## Swage ferrule

Swage ferrule for TE 200  
and TE 300,  
material: steel, zinned, yellow  
passivated  
Article category 1100



*Designation*

*DN*

*size*

*inch*

PHT 06	6	4	1/4"
PHT 08	8	5	5/16"
PHT 10	10	6	3/8"
PHT 13	12	8	1/2"
PHT 16	16	10	5/8"
PHT 20	20	12	3/4"
PHT 25	25	16	1"
PHT 32	32	20	1"1/4

# PKN 100

## Non-skive ferrule

Non-skive ferrule for KP 100,  
KP 100 P,  
material: steel, zined, yellow  
passivated

Article category 1100



*Designation*

*DN*

*size*

*inch*

PKN 106	6	04	1/4"
PKN 108	8	05	5/16"
PKN 110	10	06	3/8"
PKN 113	13	08	1/2"

## PKP 100

### Skive ferrule for KP 100

material: steel, zined,  
yellow passivated

Article category 1100



*Designation*

*DN*

*size*

*inch*

PKP 106	6	4	1/4"
PKP 108	8	5	5/16"
PKP 110	10	6	3/8"
PKP 113	13	8	1/2"
PKP 116	16	10	5/8"
PKP 120	20	12	3/4"



## PSG 100

Swage ferrule for R4 suction  
and pressure hose, hose type  
SG and GC

material: steel, zined,  
yellow passivated

Article category 1100



*Designation*

*DN*

*size*

*inch*

PSG 120	20	12	3/4"
PSG 125	25	16	1"
PSG 132	32	20	1"1/4
PSG 140	40	24	1"1/2
PSG 150	50	32	2"
PSG 160	60	40	2"1/2

## PSGB 100

Swage ferrule for R4 hose,  
hose type SGB

material: steel, zined,  
yellow passivated

Article category 1100



*Designation*

*DN*

*size*

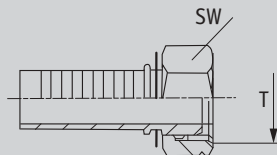
*inch*

PSGB 132	32	20	1"1/4
PSGB 140	40	24	1"1/2
PSGB 150	50	32	2"
PSGB 160	60	40	2"1/2

## PN AFL

### Swage nipple

metric female multiseal, light series (DKL),  
material: steel, zincd,  
yellow passivated  
Article category 1101



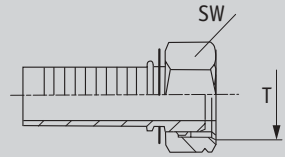
Designation	DN	size	inch	thread	tube-Ø	SW	T
PN 04 AFL	4	3	3/16"	M 12x1,5	6	14	10,05
PN 06 AFL	6	4	1/4"	M 14x1,5	8	17	12,05
PN 06 AFL 04	6	4	1/4"	M 12x1,5	6	17	10,05
PN 06 AFL 08	6	4	1/4"	M 16x1,5	10	19	14,05
PN 06 AFL 10	6	4	1/4"	M 18x1,5	12	22	16,05
PN 08 AFL	8	5	5/16"	M 16x1,5	10	19	14,05
PN 08 AFL 10	8	5	5/16"	M 18x1,5	12	22	16,05
PN 10 AFL 13	10	6	3/8"	M 22x1,5	15	27	20,05
PN 10 AFL 08	10	6	3/8"	M 16x1,5	10	19	14,05
PN 10 AFL	10	6	3/8"	M 18x1,5	12	22	16,05
PN 13 AFL	13	8	1/2"	M 22x1,5	15	27	20,05
PN 13 AFL 16	13	8	1/2"	M 26x1,5	18	32	24,05
PN 16 AFL	16	10	5/8"	M 26x1,5	18	32	24,05
PN 16 AFL 13	16	10	5/8"	M 22x1,5	15	27	20,05
PN 20 AFL	20	12	3/4"	M 30x2	22	36	27,40
PN 20 AFL 25	20	12	3/4"	M 36x2	28	41	33,40
PN 25 AFL	25	16	1"	M 36x2	28	41	33,40
PN 32 AFL	32	20	1"1/4	M 45x2	35	50	42,40
PN 40 AFL	40	24	1"1/2	M 52x2	42	60	49,40

## PN AM

### Swage nipple with union nut

metric thread, flat seat,  
material: steel, zined,  
yellow passivated

Article category 1101



*Designation*

*DN*

*size*

*inch*

*thread*

*SW*

*T*

PN 13 AM

12

8

1/2"

M 22x1,5

27

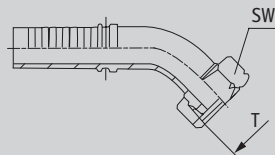
20,05

## PN AFL 45

### Swage nipple 45°

metric female multiseal,  
light series (DKL-45),  
material: steel, zincd,  
yellow passivated

Article category 1101



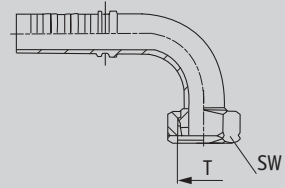
Designation	DN	size	inch	thread	tube-Ø	SW	T
PN 04 AFL 45	4	3	3/16"	M 12x1,5	6	14	10,05
PN 06 AFL 04 45	6	4	1/4"	M 12x1,5	6	17	10,05
PN 06 AFL 45	6	4	1/4"	M 14x1,5	8	17	12,05
PN 06 AFL 08 45	6	4	1/4"	M 16x1,5	10	19	14,05
PN 08 AFL 45	8	5	5/16"	M 16x1,5	10	19	14,05
PN 08 AFL 10 45	8	5	5/16"	M 18x1,5	12	22	16,05
PN 10 AFL 08 45	10	6	3/8"	M 16x1,5	10	19	14,05
PN 10 AFL 45	10	6	3/8"	M 18x1,5	12	22	16,05
PN 10 AFL 13 45	10	6	3/8"	M 22x1,5	15	27	20,05
PN 13 AFL 45	13	8	1/2"	M 22x1,5	15	27	20,05
PN 13 AFL 16 45	13	8	1/2"	M 26x1,5	18	32	24,05
PN 16 AFL 45	16	10	5/8"	M 26x1,5	18	32	24,05
PN 20 AFL 25 45	20	12	3/4"	M 36x2	28	41	33,40
PN 20 AFL 45	20	12	3/4"	M 30x2	22	36	27,40
PN 25 AFL 45	25	16	1"	M 36x2	28	41	33,40
PN 32 AFL 45	32	20	1"1/4	M 45x2	35	50	42,40
PN 40 AFL 45	40	24	1"1/2	M 52x2	42	60	49,40

# PN AFL 90

## Swage nipple 90°

metric female multiseal,  
light series (DKL),  
material: steel, zincd,  
yellow passivated

Article category 1101



Designation	DN	size	inch	thread	tube-Ø	SW	T
PN 04 AFL 90	4	3	3/16"	M 12x1,5	6	14	10,5
PN 06 AFL 04 90	6	4	1/14"	M 12x1,5	6	17	10,5
PN 06 AFL 08 90	6	4	1/4"	M 16x1,5	10	19	14,05
PN 06 AFL 90	6	4	1/4"	M 14x1,5	8	17	12,05
PN 08 AFL 90	8	5	5/16"	M 16x1,5	10	19	14,05
PN 08 AFL 10 90	8	5	5/16"	M 18x1,5	12	22	16,05
PN 10 AFL 08 90	10	6	3/8"	M 16x1,5	10	19	14,05
PN 10 AFL 90	10	6	3/8"	M 18x1,5	12	22	16,05
PN 10 AFL 13 90	10	6	3/8"	M 22x1,5	15	27	20,05
PN 13 AFL 90	13	8	1/2"	M 22x1,5	15	27	20,05
PN 13 AFL 16 90	13	8	1/2"	M 26x1,5	18	32	24,05
PN 16 AFL 90	16	10	5/8"	M 26x1,5	18	32	24,05
PN 20 AFL 25 90	20	12	3/4"	M 36x2	28	41	33,40
PN 20 AFL 90	20	12	3/4"	M 30x2	22	36	27,40
PN 25 AFL 90	25	16	1"	M 36x2	28	41	33,40
PN 32 AFL 90	32	20	1"1/4	M 45x2	35	50	42,40
PN 40 AFL 90	40	24	1"1/2	M 52x2	42	60	49,40

# PN AOL

## Swage nipple

light series (DKOL), O-ring  
metric female 24° cone,  
material: steel, zincd,  
yellow passivated

Article category 1102



Designation	DN	size	inch	thread	tube-Ø	SW	T
PN 04 AOL	4	3	3/16"	M 12x1,5	6	14	10,05
PN 06 AOL	6	4	1/4"	M 14x1,5	8	17	12,05
PN 06 AOL 04	6	4	1/4"	M 12x1,5	6	17	10,05
PN 06 AOL 08	6	4	1/4"	M 16x1,5	10	19	14,05
PN 06 AOL 10	6	4	1/4"	M 18x1,5	12	22	16,05
PN 08 AOL 06	8	5	5/16"	M 14x1,5	8	17	12,05
PN 08 AOL	8	5	5/16"	M16x1,5	10	19	14,05
PN 08 AOL 10	8	5	5/16"	M 18x1,5	12	22	16,05
PN 10 AOL	10	6	3/8"	M 18x1,5	12	22	16,05
PN 10 AOL 06	10	6	3/8"	M 14x1,5	8	17	12,05
PN 10 AOL 08	10	6	3/8"	M 16x1,5	10	19	14,05
PN 10 AOL 13	10	6	3/8"	M 22x1,5	15	27	20,05
PN 13 AOL	13	8	1/2"	M 22x1,5	15	27	20,05
PN 13 AOL 16	13	8	1/2"	M 26x1,5	18	32	24,05
PN 16 AOL 13	16	10	5/8"	M 22x1,5	15	27	20,05
PN 16 AOL	16	10	5/8"	M 26x1,5	18	32	24,05
PN 16 AOL 20	16	10	5/8"	M 30x2	22	36	27,40
PN 20 AOL	20	12	3/4"	M 30x2	22	36	27,40
PN 20 AOL 25	20	12	3/4"	M 36x2	28	41	33,40
PN 25 AOL	25	16	1"	M 36x2	28	41	33,40
PN 25 AOL 20	25	16	1"	M 30x2	22	36	27,40
PN 25 AOL 32	25	16	1"	M 45x2	35	50	42,40

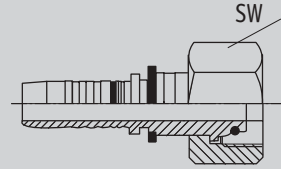
-->

## PN AOL

### Swage nipple

light series (DKOL), O-ring  
metric female 24° cone,  
material: steel, zined,  
yellow passivated

Article category 1102



*Designation*

*DN*

*size*

*inch*

*thread*

*tube-Ø*

*SW*

*T*

<--

PN 32 AOL	32	20	1"1/4	M 45x2	35	50	42,40
PN 32 AOL 25	32	20	1"1/4	M 36x2	28	41	33,40
PN 32 AOL 40	32	20	1"1/4	M 52x2	42	60	49,40
PN 40 AOL	40	24	1"1/2	M 52x2	42	60	49,40
PN 40 AOL 32	40	24	1"1/2	M 45x2	35	50	42,40
PN 50 AOL 40	50	32	2"	M 52x2	42	60	49,40

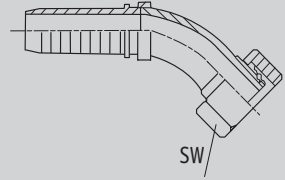


# PN AOL 45

## Swage nipple 45°

light series (DKOL), O-ring  
metric female 24° cone,  
material: steel, zincd,  
yellow passivated

Article category 1102



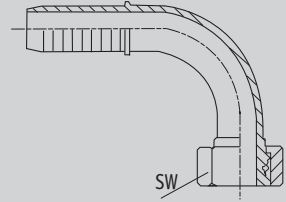
Designation	DN	size	inch	thread	tube-Ø	SW	O-ring	T
PN 04 AOL 45	4	3	3/16"	M 12x1,5	6	14	4x1,5	10,05
PN 06 AOL 45	6	4	1/4"	M 14x1,5	8	17	6x1,5	12,05
PN 06 AOL 04 45	6	4	1/4"	M 12x1,5	6	17	4x1,5	10,05
PN 06 AOL 08 45	6	4	1/4"	M 16x1,5	10	19	7,5x1,5	14,05
PN 06 AOL 10 45	6	4	1/4"	M 18x1,5	12	22	9x1,5	16,05
PN 08 AOL 06 45	8	5	5/16"	M 14x1,5	8	17	6x1,5	12,05
PN 08 AOL 45	8	5	5/16"	M 16x1,5	10	19	7,5x1,5	14,05
PN 08 AOL 10 45	8	5	5/16"	M 18x1,5	12	22	9x1,5	16,05
PN 10 AOL 08 45	10	6	3/8"	M 16x1,5	10	19	7,5x1,5	14,05
PN 10 AOL 45	10	6	3/8"	M 18x1,5	12	22	9x1,5	16,05
PN 10 AOL 13 45	10	6	3/8"	M 22x1,5	15	27	12x2	20,05
PN 13 AOL 45	13	8	1/2"	M 22x1,5	15	27	12x2	20,05
PN 13 AOL 16 45	13	8	1/2"	M 26x1,5	18	32	15x2	24,05
PN 16 AOL 13 45	16	10	5/8"	M 22x1,5	15	27	12x2	20,05
PN 16 AOL 45	16	10	5/8"	M 26x1,5	18	32	15x2	24,05
PN 20 AOL 45	20	12	3/4"	M 30x2	22	36	20x2	27,40
PN 20 AOL 25 45	20	12	3/4"	M 36x2	28	41	26x2	33,40
PN 25 AOL 45	25	16	1	M 36x2	28	41	26x2	33,40
PN 32 AOL 25 45	32	20	1"1/4	M 36x2	28	41	26x2	33,40
PN 32 AOL 45	32	20	1"1/4	M 45x2	35	50	32x2,5	42,40
PN 40 AOL 45	40	24	1"1/2	M 52x2	42	60	38x2,5	49,40

# PN AOL 90

## Swage nipple 90°

light series (DKOL), O-ring  
metric female 24° cone,  
material: steel, zincd,  
yellow passivated

Article category 1102



Designation	DN	size	inch	thread	tube-Ø	SW	O-ring	T
PN 04 AOL 90	4	3	3/16"	M 12x1,5	6	14	4x1,5	10,05
PN 06 AOL 90	6	4	1/4"	M 14x1,5	8	17	6x1,5	12,05
PN 06 AOL 04 90	6	4	1/4"	M 12x1,5	6	17	4x1,5	10,05
PN 06 AOL 08 90	6	4	1/4"	M 16x1,5	10	19	7,5x1,5	14,05
PN 06 AOL 10 90	6	4	1/4"	M 18x1,5	12	22	9x1,5	16,05
PN 08 AOL 90	8	5	5/16"	M 16x1,5	10	19	7,5x1,5	14,05
PN 08 AOL 06 90	8	5	5/16"	M 14x1,5	8	17	6x1,5	12,05
PN 08 AOL 10 90	8	5	5/16"	M 18x1,5	12	22	9x1,5	16,05
PN 10 AOL 08 90	10	6	3/8"	M 16x1,5	10	19	7,5x1,5	14,05
PN 10 AOL 90	10	6	3/8"	M 18x1,5	12	22	9x1,5	16,05
PN 10 AOL 13 90	10	6	3/8"	M 22x1,5	15	27	12x2	20,05
PN 13 AOL 90	13	8	1/2"	M 22x1,5	15	27	12x2	20,05
PN 13 AOL 16 90	13	8	1/2"	M 26x1,5	18	32	15x2	24,05
PN 16 AOL 90	16	10	5/8"	M 26x1,5	18	32	15x2	24,05
PN 16 AOL 13 90	16	10	5/8"	M 22x1,5	15	27	12x2	20,05
PN 16 AOL 20 90	16	10	5/8"	M 30x2	22	36	20x2	27,40
PN 20 AOL 90	20	12	3/4"	M 30x2	22	36	20x2	27,40
PN 20 AOL 16 90	20	12	3/4"	M 26x1,5	18	32	15x2	24,05
PN 20 AOL 25 90	20	12	3/4"	M 36x2	28	41	26x2	33,40
PN 25 AOL 90	25	16	1"	M 36x2	28	41	26x2	33,40
PN 25 AOL 20 90	25	16	1"	M 30x2	22	36	20x2	27,40
PN 25 AOL 32 90	25	16	1"	M 45x2	35	50	32x2,5	42,40

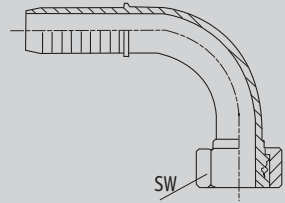
--->

## PN AOL 90

### Swage nipple 90°

light series (DKOL), O-ring  
metric female 24° cone,  
material: steel, zincd,  
yellow passivated

Article category 1102



*Designation*

*DN*

*size*

*inch*

*thread*

*tube-Ø*

*SW*

*O-ring*

*T*

<--

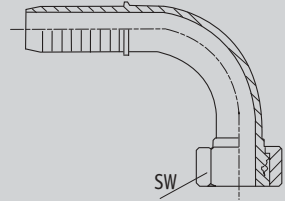
PN 32 AOL 90	32	20	1"1/4	M 45x2	35	50	32x2,5	42,40
PN 32 AOL 25 90	32	20	1"1/4	M 36x2	28	41	26x2	33,40
PN 40 AOL 90	40	24	1"1/2	M 52x2	42	60	38x2,5	49,40
PN 40 AOL 32 90	40	24	1"1/2	M 45x2	35	50	32x2,5	42,40

## PN AOL 90 L

### Swage nipple 90°

light series (DKOL), O-ring  
metric female 24° cone,  
material: steel, zincd,  
yellow passivated

Article category 1102



*Designation*

*DN*

*size*

*inch*

*thread*

*tube-Ø*

*SW*

*O-ring*

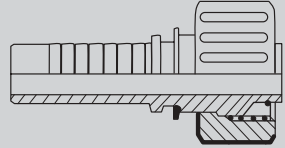
*T*

PN 06 AOL 08 90 L 60	6	4	1/4"	M 16x1,5	10	19	7,5x1,5	14,05
PN 10 AOL 90 L 75	10	6	3/8"	M 18x1,5	12	22	9x1,5	16,05
PN 13 AOL 90 L 77	13	8	1/2"	M 22x1,5	15	27	12x2	20,05

## PN KAE

### Swage nipple

Special connection type for  
KAERCHER appliances,  
union nut with heat protection  
M22-1,5, O-ring,  
material: steel, zincd,  
yellow passivated  
Article category 1102



*Designation*

*DN*

*size*

*inch*

*thread*

*O-ring*

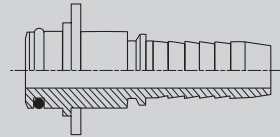
PN 06 KAE	6	4	1/4"	M 22x1,5	10x2
PN 08 KAE	8	5	5/16"	M 22x1,5	10x2
PN 10 KAE	10	6	3/8"	M 22x1,5	10x2

# PN KAE ST

## Swage nipple

Special connection type for Kärcher appliances, rotary connection, O-ring, material: steel, zinc plated, yellow passivated

Article category 1102



*Designation*

*DN*

*size*

*inch*

*connection*

PN 06 KAE ST

6

4

1/4"

tube 10

PN 08 KAE ST

8

5

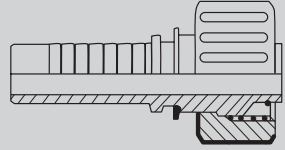
5/16"

tube 10

## PN KAE 97

### Swage nipple

Special connection type for Kärcher appliances, extended union nut with heat protection, M22-1,5, O-ring, material: steel, zincd, yellow passivated  
Article category 1102



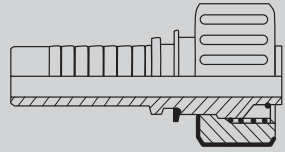
<i>Designation</i>	<i>DN</i>	<i>size</i>	<i>inch</i>	<i>thread</i>	<i>O-ring</i>
--------------------	-----------	-------------	-------------	---------------	---------------

PN 06 KAE 97	6	4	1/4"	M 22x1,5	10x2
PN 08 KAE 97	8	5	5/16"	M 22x1,5	10x2
PN 10 KAE 97	10	6	3/8"	M 22x1,5	10x2

## PN OER

### Swage nipple

Special connection type for Oertzen appliances, union nut with heat protection M22-19, O-ring, material: steel, zincd, yellow passivated  
Article category 1102



*Designation*

*DN*

*size*

*inch*

PN 08 OER	8	5	5/16"
PN 10 OER	10	6	3/8"

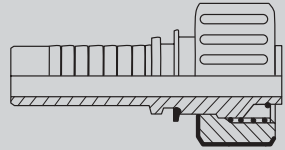


# PN WAP

## Swage nipple

Special connection type for WAP appliances, union nut with heat protection M21-1,5, O-ring, material: steel, zincd, yellow passivated

Article category 1102



*Designation*

*DN*

*size*

*inch*

*thread*

PN 08 WAP

8

5

5/16"

M 21x1,5

PN 10 WAP

10

6

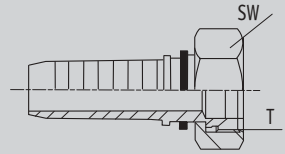
3/8"

M 21x1,5

# PN A

## Swage nipple

metric female 60° cone seat,  
DIN 3863 (DKM),  
material: steel, zinned,  
yellow passivated  
Article category 1103



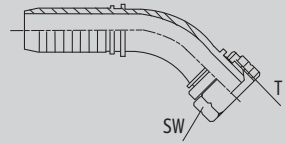
<i>Designation</i>	<i>DN</i>	<i>size</i>	<i>inch</i>	<i>thread</i>	<i>SW</i>	<i>T</i>
PN 20 A	20	12	3/4"	M 30x1,5	36	28,05
PN 25 A	25	16	1"	M 38x1,5	46	36,05
PN 25 A 32	25	16	1"	M 45x1,5	55	43,05
PN 32 A	32	20	1"1/4	M 45x1,5	55	43,05
PN 40 A	40	24	1"1/4	M 52x1,5	60	50,05
PN 50 A	50	32	2"	M 65x2	75	62,40
PN 60 A	60	40	2"1/2	M 78x2	90	75,40

# PN A 45

## Swage nipple 45°

metric female 60° cone seat,  
DIN 3863 (DKM),  
material: steel, zincd,  
yellow passivated

Article category 1103



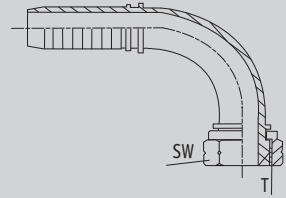
<i>Designation</i>	<i>DN</i>	<i>size</i>	<i>inch</i>	<i>thread</i>	<i>SW</i>	<i>T</i>
PN 20 A 45	20	12	3/4"	M 30x1,5	36	28,05
PN 25 A 45	25	16	1"	M 38x1,5	46	36,05
PN 32 A 45	32	20	1"1/4	M 45x1,5	55	43,05
PN 40 A 45	40	24	1"1/2	M 52x1,5	60	50,05
PN 50 A 45	50	32	2"	M 65x2	75	62,40

## PN A 90

### Swage nipple 90°

metric female 60° cone seat,  
DIN 3863 (DKM),  
material: steel, zincd,  
yellow passivated

Article category 1103



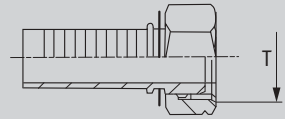
<i>Designation</i>	<i>DN</i>	<i>size</i>	<i>inch</i>	<i>thread</i>	<i>SW</i>	<i>T</i>
PN 20 A 90	20	12	3/4"	M 30x1,5	36	28,05
PN 25 A 90	25	16	1"	M 38x1,5	46	36,05
PN 25 A 32 90	25	16	1"	M 45x1,5	55	43,05
PN 32 A 90	32	20	1"1/4	M 45x1,5	55	43,05
PN 40 A 90	40	24	1"1/2	M 52x1,5	60	50,05
PN 50 A 90	50	32	2"	M 65x2	75	62,40

## PN AFS

### Swage nipple

metric female multiseal,  
heavy series (DKS),  
material: steel, zincd,  
yellow passivated

Article category 1119



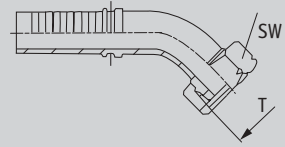
<i>Designation</i>	<i>DN</i>	<i>size</i>	<i>inch</i>	<i>thread</i>	<i>tube-Ø</i>	<i>SW</i>	<i>T</i>
PN 06 AFS 04	6	4	1/4"	M 16x1,5	8	19	14,05
PN 06 AFS	6	4	1/4"	M 18x1,5	10	22	16,05
PN 08 AFS	8	5	5/16"	M 20x1,5	12	24	18,05
PN 08 AFS 06	8	5	5/16"	M 18x1,5	10	22	16,05
PN 10 AFS	10	6	3/8"	M 22x1,5	14	27	20,05
PN 10 AFS 08	10	6	3/8"	M 20x1,5	12	24	18,05
PN 13 AFS	13	8	1/2"	M 24x1,5	16	30	22,05
PN 16 AFS	16	10	5/8"	M 30x2	20	36	27,40
PN 20 AFS	20	12	3/4"	M 36x2	25	46	33,40
PN 25 AFS	25	16	1"	M 42x2	30	50	39,40
PN 32 AFS	32	20	1"1/4	M 52x2	38	60	49,40

# PN AFS 45

## Swage nipple 45°

metric female multiseal,  
heavy series (DKS),  
material: steel, zincd,  
yellow passivated

Article category 1119



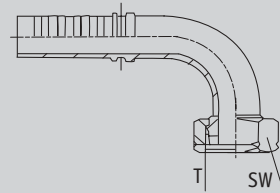
Designation	DN	size	inch	thread	tube-Ø	SW	T
PN 06 AFS 04 45	6	4	1/4"	M 16x1,5	8	19	14,05
PN 06 AFS 45	6	4	1/4"	M 18x1,5	10	22	16,05
PN 08 AFS 45	8	5	5/16"	M 20x1,5	12	24	18,05
PN 10 AFS 08 45	10	6	3/8"	M 20x1,5	12	24	18,05
PN 10 AFS 45	10	6	3/8"	M 22x1,5	14	27	20,05
PN 13 AFS 45	13	8	1/2"	M 24x1,5	16	30	22,05
PN 16 AFS 45	16	10	5/8"	M 30x2	20	36	27,40
PN 20 AFS 45	20	12	3/4"	M 36x2	25	46	33,40
PN 25 AFS 45	25	16	1"	M 42x2	30	50	39,40
PN 32 AFS 45	32	20	1"1/4	M 52x2	38	60	49,40

## PN AFS 90

### Swage nipple 90°

metric female multiseal,  
heavy series (DKS),  
material: steel, zincd,  
yellow passivated

Article category 1119



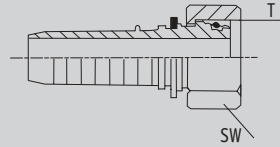
Designation	DN	size	inch	thread	tube-Ø	SW	T
PN 06 AFS 04 90	6	4	1/4"	M 16x1,5	8	19	14,05
PN 06 AFS 90	6	4	1/4"	M 18x1,5	10	22	16,05
PN 08 AFS 90	8	5	5/16"	M 20x1,5	12	24	18,05
PN 10 AFS 08 90	10	6	3/8"	M 20x1,5	12	24	18,05
PN 10 AFS 90	10	6	3/8"	M 22x1,5	14	27	20,05
PN 13 AFS 90	13	8	1/2"	M 24x1,5	16	30	22,05
PN 16 AFS 90	16	10	5/8"	M 30x2	20	36	27,40
PN 20 AFS 90	20	12	3/4"	M 36x2	25	46	33,40
PN 25 AFS 90	25	16	1"	M 42x2	30	50	39,40
PN 32 AFS 90	32	20	1"1/4	M 52x2	38	60	49,40

# PN AOS

## Swage nipple

O-ring metric female 24° cone seat, heavy series (DKOS), material: steel, zincd, yellow passivated

Article category 1122



Designation	DN	size	inch	thread	tube-Ø	SW	O-ring	T
PN 04 AOS	04	3	3/16"	M 16x1,5	8	19	6x1,5	14,05
PN 06 AOS 03	06	4	1/4"	M 14x1,5	6	17	4x1,5	12,05
PN 06 AOS 04	06	4	1/4"	M 16x1,5	8	19	6x1,5	14,05
PN 06 AOS	06	4	1/4"	M 18x1,5	10	22	7,5x1,5	16,05
PN 06 AOS 08	6	4	1/4"	M 20x1,5	12	24	9x1,5	18,05
PN 08 AOS	8	5	5/16"	M 20x1,5	12	24	9x1,5	18,05
PN 08 AOS 06	8	5	5/16"	M 18x1,5	10	22	7,5x1,5	16,05
PN 10 AOS 08	10	06	3/8"	M 20x1,5	12	24	9x1,5	18,05
PN 10 AOS	10	06	3/8"	M 22x1,5	14	27	10x2	20,05
PN 13 AOS	13	8	1/2"	M 24x1,5	16	30	12x2	22,05
PN 13 AOS 16	13	8	1/2"	M 30x2	20	36	16,3x2,4	27,40
PN 16 AOS 13	16	10	5/8"	M 24x1,5	16	30	12x2	22,05
PN 16 AOS	16	10	5/8"	M 30x2	20	36	16,3x2,4	27,40
PN 20 AOS 16	20	12	3/4"	M 30x2	20	36	16,3x2,4	27,40
PN 20 AOS	20	12	3/4"	M 36x2	25	46	20,3x2,4	33,40
PN 25 AOS 20	25	16	1"	M 36x2	25	46	20,3x2,4	33,40
PN 25 AOS	25	16	1"	M 42x2	30	50	25,3x2,4	39,40
PN 32 AOS 25	32	20	1 1/4"	M 42x2	30	50	25,3x2,4	39,40
PN 32 AOS	32	20	1 1/4"	M 52x2	38	60	33,2x2,4	49,40

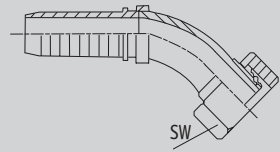


# PN AOS 45

## Swage nipple 45°

O-ring metric female 24° cone seat, heavy series (DKOS), material: steel, zincd, yellow passivated

Article category 1122



*Designation*

*DN*

*size*

*inch*

*thread*

*tube-Ø*

*SW*

*O-ring*

*T*

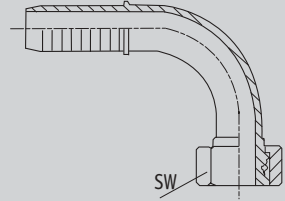
PN 04 AOS 45	4	3	3/16"	M 16x1,5	8	19	6x1,5	14,05
PN 06 AOS 04 45	6	4	1/4"	M 16x1,5	8	19	6x1,5	14,05
PN 06 AOS 45	6	4	1/4"	M 18x1,5	10	22	7,5x1,5	16,05
PN 08 AOS 06 45	8	5	5/16"	M 18x1,5	10	22	7,5x1,5	16,05
PN 08 AOS 45	8	5	5/16"	M 20x1,5	12	24	9x1,5	18,05
PN 10 AOS 08 45	10	6	3/8"	M 20x1,5	12	24	9x1,5	18,05
PN 10 AOS 45	10	6	3/8"	M 22x1,5	14	27	10x2	20,05
PN 13 AOS 45	13	8	1/2"	M 24x1,5	16	30	12x2	22,05
PN 16 AOS 13 45	16	10	5/8"	M 24x1,5	16	30	12x2	22,05
PN 16 AOS 45	16	10	5/8"	M 30x2	20	36	16,3x2,4	27,40
PN 20 AOS 16 45	20	12	3/4"	M 30x2	20	36	16,3x2,4	27,40
PN 20 AOS 45	20	12	3/4"	M 36x2	25	46	20,3x2,4	33,40
PN 25 AOS 45	25	16	1"	M 42x2	30	50	25,3x2,4	39,40
PN 32 AOS 45	32	20	1 1/4"	M 52x2	38	60	33,2x2,4	49,40

# PN AOS 90

## Swage nipple 90°

O-ring metric female 24° cone seat, heavy series (DKOS), material: steel, zinc, yellow passivated

Article category 1122



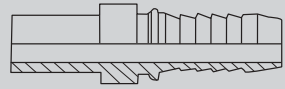
Designation	DN	size	inch	thread d-F	tube-Ø	SW	O-ring	T
PN 04 AOS 90	5	3	3/16"	M 16x1,5	8	19	6x1,5	14,05
PN 06 AOS 03 90	6	4	1/4"	M 14x1,5	6	17	4x1,5	12,05
PN 06 AOS 04 90	6	4	1/4"	M 16x1,5	8	19	6x1,5	14,05
PN 06 AOS 90	6	4	1/4"	M 18x1,5	10	22	7,5x1,5	16,05
PN 06 AOS 08 90	6	4	1/4"	M 20x1,5	12	24	9x1,5	18,05
PN 08 AOS 06 90	8	5	5/16"	M 18x1,5	10	22	7,5x1,5	16,05
PN 08 AOS 90	8	5	5/16"	M 20x1,5	12	24	9x1,5	18,05
PN 10 AOS 06 90	10	6	3/8"	M 18x1,5	10	22	7,5x1,5	16,05
PN 10 AOS 08 90	10	6	3/8"	M 20x1,5	12	24	9x1,5	18,05
PN 10 AOS 90	10	6	3/8"	M 22x1,5	14	27	10x2	20,05
PN 10 AOS 13 90	10	6	3/8"	M 24x1,5	16	30	12x2	22,05
PN 13 AOS 90	12	8	1/2"	M 24x1,5	16	30	12x2	22,05
PN 16 AOS 13 90	16	10	5/8"	M 24x1,5	16	30	12x2	22,05
PN 16 AOS 90	16	10	5/8"	M 30x2	20	36	16,3x2,4	27,40
PN 16 AOS 90 L 100	16	10	5/8"	M 30x2	20	36	16,3x2,4	27,40
PN 20 AOS 16 90	20	12	3/4"	M 30x2	20	36	16,3x2,4	27,40
PN 20 AOS 90	20	12	3/4"	M 36x2	25	46	20,3x2,4	33,40
PN 25 AOS 20 90	25	16	1"	M 36x2	25	46	20,3x2,4	33,40
PN 25 AOS 90	25	16	1"	M 42x2	30	50	25,3x2,4	39,40
PN 32 AOS 25 90	32	20	1"1/4	M 42x2	30	50	25,3x2,4	39,40
PN 32 AOS 90	32	20	1"1/4	M 52x2	38	60	33,3x2,4	45,40

## PN FL

### Swage nipple with standpipe

light series, cutting ring  
connection (BEL),  
material: steel, zined,  
yellow passivated

Article category 1116



*Designation*

*DN*

*size*

*inch*

*tube*

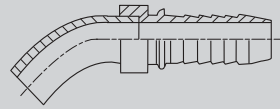
PN 04 FL	5	3	3/16"	6
PN 06 FL	6	4	1/4"	8
PN 06 FL 04	6	4	1/4"	6
PN 08 FL	8	5	5/16"	10
PN 10 FL	10	6	3/8"	12
PN 10 FL 08	10	6	3/8"	10
PN 10 FL 13	10	6	3/8"	15
PN 13 FL	12	8	1/2"	15
PN 13 FL 10	12	8	1/2"	12
PN 13 FL 16	12	8	1/2"	18
PN 16 FL	16	10	5/8"	18
PN 16 FL 20	16	10	5/8"	22
PN 20 FL	19	12	3/4"	22
PN 20 FL 25	19	12	3/4"	28
PN 25 FL	25	16	1"	28
PN 32 FL	31	20	1"1/4	35
PN 40 FL	38	24	1"1/2	42

## PN FL 45

### Swage nipple 45° with standpipe

light series, cutting ring connection (BEL), material: steel, zincd, yellow passivated

Article category 1116



*Designation*

*DN*

*size*

*inch*

*tube*

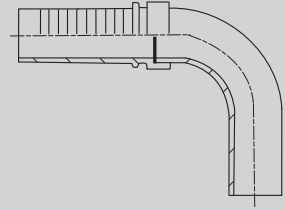
PN 06 FL 04 45	6	4	1/4"	6
PN 06 FL 45	6	4	1/4"	8
PN 08 FL 45	8	5	5/16"	10
PN 10 FL 45	10	6	3/8"	12
PN 10 FL 08 45	10	6	3/8"	10
PN 10 FL 13 45	10	6	3/8"	15
PN 13 FL 45	12	8	1/2"	15
PN 13 FL 16 45	12	8	1/2"	18
PN 16 FL 45	16	10	5/8"	18
PN 20 FL 16 45	19	12	3/4"	18
PN 20 FL 45	20	12	3/4"	22
PN 25 FL 45	25	16	1"	28
PN 32 FL 45	32	20	1"1/4	35
PN 40 FL 45	40	24	1"1/2	42

## PN FL 90

### Swage nipple 90°

with standpipe, light series,  
cutting ring connection (BEL),  
material: steel, zincd,  
yellow passivated

Article category 1116



*Designation*

*DN*

*size*

*inch*

*tube*

PN 04 FL 90	5	3	3/16"	6
PN 06 FL 04 90	6	4	1/4"	6
PN 06 FL 90	6	4	1/4"	8
PN 08 FL 90	8	5	5/16"	10
PN 10 FL 90	10	6	3/8"	12
PN 10 FL 08 90	10	6	3/8"	10
PN 10 FL 13 90	10	6	3/8"	15
PN 13 FL 10 90	12	8	1/2"	12
PN 13 FL 90	12	8	1/2"	15
PN 13 FL 16 90	12	8	1/2"	18
PN 16 FL 90	16	10	5/8"	18
PN 16 FL 20 90	16	10	5/8"	22
PN 20 FL 16 90	19	12	3/4"	18
PN 20 FL 90	19	12	3/4"	22
PN 25 FL 90	25	16	1"	28
PN 32 FL 90	31	20	1"1/4	35
PN 40 FL 90	38	24	1"1/2	42

# PN FS

## Swage nipple

standpipes, heavy series (BES),  
cutting ring connection  
material: steel, zincd,  
yellow passivated



*Designation*

*DN*

*size*

*inch*

*tube-Ø*

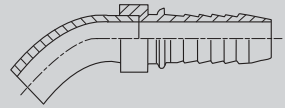
PN 04 FS	5	3	3/16"	8
PN 06 FS	6	4	1/4"	10
PN 06 FS 04	6	4	1/4"	8
PN 06 FS 08	6	4	1/4"	12
PN 08 FS	8	5	5/16"	12
PN 10 FS	10	6	3/8"	14
PN 10 FS 13	10	6	3/8"	16
PN 13 FS 10	13	8	1/2"	14
PN 13 FS	13	8	1/2"	16
PN 13 FS 08	13	8	1/2"	12
PN 16 FS 13	16	10	5/8"	16
PN 16 FS	16	10	5/8"	20
PN 16 FS 20	16	10	5/8"	25
PN 20 FS 13	20	12	3/4"	16
PN 20 FS 16	20	12	3/4"	20
PN 20 FS	20	12	3/4"	25
PN 25 FS	25	16	1"	30
PN 25 FS 20	25	16	1"	25
PN 25 FS 32	25	16	1"	38
PN 32 FS 25	32	20	1"1/4	30
PN 32 FS	32	20	1"1/4	38
PN 40 FS 32	40	24	1"1/2	38

## PN FS 45

### Swage nipple 45°

Standpipe, heavy series (BES),  
cutting ring connection,  
material: steel, zincd,  
yellow passivated

Article category 1125



*Designation*

*DN*

*size*

*inch*

*tube-Ø*

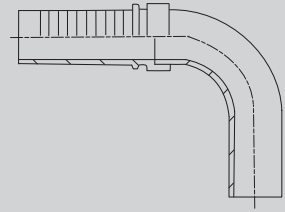
PN 06 FS 45	6	4	1/4"	10
PN 08 FS 45	8	5	5/16"	12
PN 10 FS 45	10	6	3/8"	14
PN 13 FS 10 45	13	8	1/2"	14
PN 13 FS 45	13	8	1/2"	16
PN 16 FS 45	16	10	5/8"	20
PN 20 FS 16 45	20	12	3/4"	20
PN 20 FS 45	20	12	3/4"	25
PN 25 FS 45	25	16	1"	30
PN 32 FS 45	32	20	1"1/4	38

## PN FS 90

### Swage nipple 90°

Standpipe, heavy series (BES),  
cutting ring connection,  
material: steel, zincd,  
yellow passivated

Article category 1125



*Designation*

*DN*

*size*

*inch*

*tube-Ø*

PN 06 FS 90	6	4	1/4"	10
PN 06 FS 08 90	6	4	1/4"	12
PN 08 FS 90	8	5	5/16"	12
PN 10 FS 90	10	6	3/8"	14
PN 13 FS 08 90	13	8	1/2"	12
PN 13 FS 10 90	13	8	1/2"	14
PN 13 FS 90	13	8	1/2"	16
PN 16 FS 90	16	10	5/8"	20
PN 16 FS 13 90	16	10	5/8"	16
PN 20 FS 16 90	20	12	3/4"	20
PN 20 FS 90	20	12	3/4"	25
PN 25 FS 20 90	25	16	1"	25
PN 25 FS 90	25	26	1"	30
PN 32 FS 90	32	20	1 1/4"	38

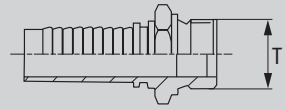


# PN H

## Swage nipple

male metric 60° cone seat,  
material: steel, zined,  
yellow passivated

Article category 1128



*Designation*

*DN*

*size*

*inch*

*thread*

*T*

PN 20 H

20

12

3/4"

M 30x1,5

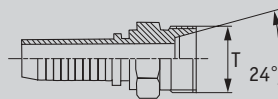
30,00

## PN HL

### Swage nipple

metric male 24° cone seat,  
light series (CEL),  
material: steel, zincd,  
yellow passivated

Article category 1129



Designation	DN	size	inch	thread	tube-Ø	SW	T
-------------	----	------	------	--------	--------	----	---

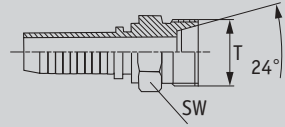
PN 04 HL	4	3	3/16"	M 12x1,5	6	14	12,00
PN 06 HL 04	6	4	1/4"	M 12x1,5	6	14	12,00
PN 06 HL	6	4	1/4"	M 14x1,5	8	17	14,00
PN 06 HL 08	6	4	1/4"	M 16x1,5	10	17	16,00
PN 06 HL 10	6	4	1/4"	M 18x1,5	12	19	18,00
PN 08 HL	8	5	5/16"	M 16x1,5	10	17	16,00
PN 08 HL 10	8	5	5/16"	M 18x1,5	12	19	18,00
PN 10 HL	10	6	7/8"	M 18x1,5	12	19	18,00
PN 10 HL 08	10	6	3/8"	M 16x1,5	10	17	16,00
PN 10 HL 13	10	6	3/8"	M 22x1,5	15	22	22,00
PN 13 HL 10	13	8	1/2"	M 18x1,5	12	19	18,00
PN 13 HL	13	8	1/2"	M 22x1,5	15	24	22,00
PN 13 HL 16	13	8	1/2"	M 26x1,5	18	27	26,00
PN 16 HL 13	16	10	5/8"	M 22x1,5	15	22	22,00
PN 16 HL	16	10	5/8"	M 26x1,5	18	27	26,00
PN 16 HL 20	16	10	5/8"	M 30x2	22	32	30,00
PN 20 HL	20	12	3/4"	M 30x2	22	32	30,00
PN 20 HL 25	20	12	3/4"	M 36x2	28	36	36,00
PN 25 HL	25	16	1"	M 36x2	28	41	36,00
PN 32 HL	32	20	1"1/4	M 45x2	35	46	45,00
PN 40 HL	40	24	1"1/2	M 52x2	42	55	52,00

## PN HLD

Swage nipple

metric male 24° cone seat,  
light series (CEL)  
with edge sealing,  
material: steel, zincd,  
yellow passivated

Article category 1129



*Designation*

*DN*

*size*

*inch*

*thread*

*tube-Ø*

*SW*

*T*

PN 10 HLD

10

6

3/8"

M 18x1,5

12

19

18,00

PN 13 HLD

13

8

1/2"

M 22x1,5

15

22

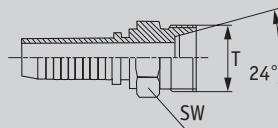
22,00

## PN HS

### Swage nipple

with metric male 24° cone seat,  
heavy series (CES),  
material: steel, zincd,  
yellow passivated

Article category 1130



Designation	DN	size	inch	thread	tube-Ø	SW	T
-------------	----	------	------	--------	--------	----	---

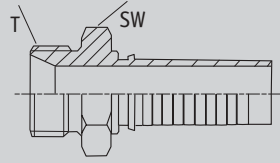
PN 04 HS	5	3	3/16"	M 16x1,5	8	17	16,00
PN 06 HS 04	6	4	1/4"	M 16x1,5	8	17	16,00
PN 06 HS	6	4	1/4"	M 18x1,5	10	19	18,00
PN 08 HS 06	8	5	5/16"	M 18x1,5	10	19	18,00
PN 08 HS	8	5	5/16"	M 20x1,5	12	22	20,00
PN 08 HS 13	8	5	5/6"	M 24x1,5	16	24	24,00
PN 10 HS 06	10	6	3/8"	M 18x1,5	10	19	18,00
PN 10 HS	10	6	3/8"	M 22x1,5	14	24	22,00
PN 10 HS 13	10	6	3/8"	M 24x1,5	16	24	24,00
PN 10 HS 08	10	6	3/8"	M 20x1,5	12	22	20,00
PN 13 HS	13	8	1/2"	M 24x1,5	16	27	24,00
PN 13 HS 16	13	8	1/2"	M 30x2	20	32	30,00
PN 16 HS	16	10	5/8"	M 30x2	20	32	30,00
PN 20 HS	20	12	3/4"	M 36x2	25	36	36,00
PN 25 HS 20	25	16	1"	M 36x2	25	36	36,00
PN 25 HS	25	16	1"	M 42x2	30	46	42,00
PN 32 HS	32	20	1"1/4	M 52x2	38	55	52,00

## PN HM

### Swage nipple

male metric thread,  
flat seat (AGM),  
material: steel, zincd,  
yellow passivated

Article category 1131



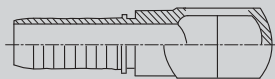
<i>Designation</i>	<i>DN</i>	<i>size</i>	<i>inch</i>	<i>thread</i>	<i>SW</i>	<i>T</i>
PN 06 HM 02	6	4	1/4"	M 10x1	12	10,00
PN 06 HM	6	4	1/4"	M 14x1,5	19	14,00
PN 08 HM	8	5	5/16"	M 16x1,5	22	16,00
PN 10 HM 08	10	6	3/8"	M 16x1,5	22	16,00
PN 10 HM	10	6	3/8"	M 18x1,5	24	18,00
PN 13 HM	13	8	1/2"	M 22x1,5	27	22,00
PN 16 HM	16	10	5/8"	M 26x1,5	32	26,00
PN 20 HM	20	12	3/4"	M 30x1,5	36	30,00
PN 25 HM	25	16	1"	M 38x1,5	46	38,00
PN 32 HM	32	20	1"1/4	M 45x1,5	55	45,00
PN 40 HM	40	24	1"1/2	M 52x1,5	60	52,00

## PN B

### Swage nipple with banjo

for metric bolt (RNM),  
material: steel, zined,  
yellow passivated

Article category 1132



*Designation*

*DN*

*size*

*inch*

*thread for hollow bolt*

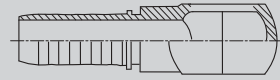
PN 06 B 04	6	4	1/4"	M 10
PN 06 B	6	4	1/4"	M 12
PN 06 B 08	6	4	1/4"	M 14
PN 08 B 06	8	5	5/16"	M 12
PN 08 B	8	5	5/16"	M 14
PN 08 B 10	8	5	5/16"	M 16
PN 10 B 08	10	6	3/8"	M 14
PN 10 B	10	6	3/8"	M 16
PN 10 B 13	10	6	3/8"	M 18
PN 13 B	13	8	1/2"	M 18
PN 13 B 16	13	8	1/2"	M 22
PN 16 B 13	16	10	5/8"	M 22
PN 16 B	16	10	5/8"	M 22
PN 16 B 20	16	10	5/8"	M 26
PN 20 B	20	12	3/4"	M 26
PN 20 B 25	20	12	3/4"	M 30
PN 25 B	25	16	1"	M 30

## PN BR

### Swage nipple for banjo

for bolt type BSP (RNR),  
material: steel, zined,  
yellow passivated

Article category 1132



<i>Designation</i>	<i>DN</i>	<i>size</i>	<i>inch</i>	<i>thread for hollow bolt</i>
--------------------	-----------	-------------	-------------	-------------------------------

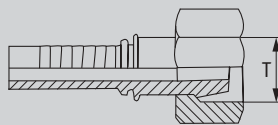
PN 06 BR	6	4	1/4"	1/4"
PN 08 BR 10	8	5	5/16"	3/8"
PN 10 BR	10	6	3/8"	3/8"
PN 10 BR 13	10	6	3/8"	1/2"
PN 13 BR	13	8	1/2"	1/2"
PN 13 BR 16	13	8	1/2"	5/8"
PN 16 BR	16	10	5/8"	5/8"
PN 16 BR 20	16	10	5/8"	3/4"
PN 20 BR	20	12	3/4"	3/4"
PN 20 BR 25	20	12	3/4"	1"
PN 25 BR	25	16	1"	1"

## PN AF

### Swage nipple

French metric female gas type (DKF),  
material: steel, zined,  
yellow passivated

Article category 1133



<i>Designation</i>	<i>DN</i>	<i>size</i>	<i>inch</i>	<i>thread</i>	<i>tube-Ø</i>	<i>T</i>
PN 06 AF 10	6	4	1/4"	M 20x1,5	13,25	18,05
PN 08 AF 10	8	5	5/16"	M 20x1,5	13,25	18,05
PN 10 AF	10	6	3/8"	M 20x1,5	13,25	18,05
PN 10 AF 13	10	6	3/8"	M 24x1,5	16,75	22,05
PN 13 AF	13	8	1/2"	M 24x1,5	16,75	22,05
PN 13 AF 16	13	8	1/2"	M 30x1,5	21,25	28,05
PN 16 AF	16	10	5/8"	M 30x1,5	21,25	28,05
PN 20 AF	20	12	3/4"	M 36x1,5	26,75	34,05
PN 25 AF	25	16	1"	M 45x1,5	33,5	43,05

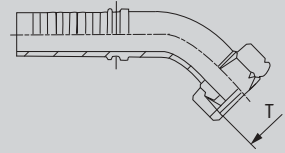


## PN AF 45

### Swage nipple 45°

French metric female gas type (DKF),  
material: steel, zincd,  
yellow passivated

Article category 1133



*Designation*

*DN*

*size*

*inch*

*thread*

*tube-Ø*

*T*

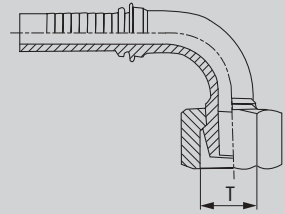
PN 06 AF 10 45	6	4	1/4"	M 20x1,5	13,25	18,05
PN 08 AF 10 45	8	5	5/16"	M 20x1,5	13,25	18,05
PN 13 AF 16 45	13	8	1/2"	M 30x1,5	21,25	28,05
PN 13 AF 45	13	8	1/2"	M 24x1,5	16,75	22,05
PN 16 AF 45	16	10	5/8"	M 30x1,5	21,25	28,05
PN 20 AF 45	20	12	3/4"	M 36x1,5	26,75	34,05
PN 25 AF 45	25	16	1"	M 45x1,5	33,5	43,05

## PN AF 90

### Swage nipple 90°

French metric female gas type (DKF),  
material: steel, zincd, yellow passivated

Article category 1133



*Designation*

*DN*

*size*

*inch*

*thread*

*tube-Ø*

*T*

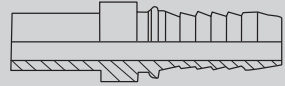
PN 08 AF 10 90	8	5	5/16"	M 20x1,5	13,25	18,05
PN 10 AF 90	10	6	3/8"	M 20x1,5	13,25	18,05
PN 13 AF 90	13	8	1/2"	M 24x1,5	16,75	22,05
PN 13 AF 16 90	13	8	1/2"	M 30x1,5	21,25	28,05
PN 16 AF 90	16	10	5/8"	M 30x1,5	21,25	28,05
PN 20 AF 90	20	12	3/4"	M 36x1,5	26,75	34,05
PN 25 AF 90	25	16	1"	M 45x1,5	33,5	43,05

## PN FF

### Swage nipple French series

standpipes for cutting ring connections, French series (BEF), material: steel, zincd, yellow passivated

Article category 1133



*Designation*

*DN*

*size*

*inch*

*tube-Ø*

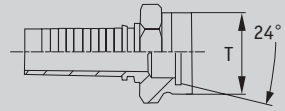
PN 16 FF	16	10	5/8"	21,25
PN 20 FF	20	12	3/4"	26,75
PN 25 FF	25	16	1"	33,5

# PN HF

## Swage nipple French series

French metric male 24° cone seat, gas type (AGF), material: steel, zincd, yellow passivated

Article category 1134



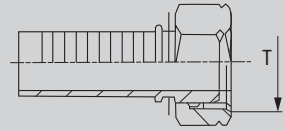
Designation	DN	size	inch	thread	tube-Ø	T
PN 08 HF 10	8	5	5/16"	M 20x1,5	13,25	20,00
PN 10 HF	10	6	3/8"	M 20x1,5	13,25	20,00
PN 10 HF 13	10	6	3/8"	M 24x1,5	16,75	24,00
PN 13 HF	13	8	1/2"	M 24x1,5	16,75	24,00
PN 16 HF	16	10	5/8"	M 30x1,5	21,25	30,00
PN 20 HF	20	12	3/4"	M 36x1,5	26,75	36,00
PN 25 HF	25	16	1"	M 45x1,5	33,50	45,00

# PN AFLF

## Swage nipple French series

French metric female millimetric type light (DKFM), material: steel, zincd, yellow passivated

Article category 1135



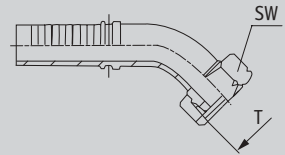
<i>Designation</i>	<i>DN</i>	<i>size</i>	<i>inch</i>	<i>thread</i>	<i>tube-Ø</i>	<i>T</i>
PN 16 AFLF	16	10	5/8"	M 27x1,5	18	25,05
PN 20 AFLF	20	12	3/4"	M 30x1,5	22	28,05
PN 25 AFLF	25	16	1"	M 36x1,5	28	34,05

## PN AFLF 45

### Swage nipple 45°, French series

French metric female millimetric type light (DKFM), material: steel, zincd, yellow passivated

Article category 1135



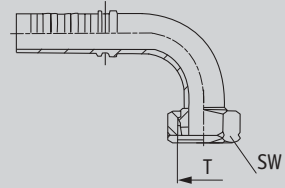
<i>Designation</i>	<i>DN</i>	<i>size</i>	<i>inch</i>	<i>thread</i>	<i>tube-Ø</i>	<i>T</i>
PN 16 AFLF 45	16	10	5/8"	M 27x1,5	18	25,05
PN 20 AFLF 45	20	12	3/4"	M 30x1,5	22	28,05
PN 25 AFLF 45	25	16	1"	M 36x1,5	28	34,05

## PN AFLF 90

### Swage nipple 90°, French series

French metric female millimetric type light (DKFM),  
material: steel, zincd,  
yellow passivated

Article category 1135



*Designation*

*DN*

*size*

*inch*

*thread*

*tube-Ø*

*T*

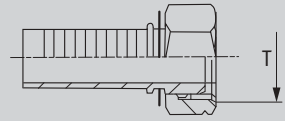
PN 16 AFLF 90	16	10	5/8"	M 27x1,5	18	25,05
PN 20 AFLF 90	20	12	3/4"	M 30x1,5	22	28,05
PN 25 AFLF 90	25	16	1"	M 36x1,5	28	34,05

## PN AFSF

### Swage nipple French series

French metric female millimetric heavy type (DKFM), material: steel, zincd, yellow passivated

Article category 1135



*Designation*

*DN*

*size*

*inch*

*thread*

*tube-Ø*

*T*

PN 16 AFSF	16	10	5/8"	M 27x1,5	20	25,05
PN 20 AFSF	20	12	3/4"	M 33X1,5	25	31,05
PN 25 AFSF	25	16	1"	M 39X1,5	30	37,05

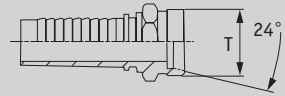


## PN HLF

### Swage nipple French series

French metric male 24° cone seat  
light millimetric type (AGFM),  
material: steel, zined,  
yellow passivated

Article category 1135



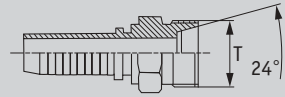
<i>Designation</i>	<i>DN</i>	<i>size</i>	<i>inch</i>	<i>thread</i>	<i>tube-Ø</i>	<i>T</i>
PN 16 HLF	16	10	5/8"	M 27x1,5	18	27,00
PN 20 HLF	20	12	3/4"	M 30x1,5	22	30,00
PN 25 HLF	25	16	1"	M 36x1,5	28	36,00

## PN HSF

### Swage nipple French series

French metric male 24° cone seat, heavy millimetric type (AGFM), material: steel, zincd, yellow passivated

Article category 1135



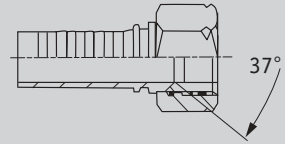
<i>Designation</i>	<i>DN</i>	<i>size</i>	<i>inch</i>	<i>thread</i>	<i>tube-Ø</i>	<i>T</i>
PN 16 HSF	16	10	5/8"	M 27x1,5	20	27,00
PN 20 HSF	20	12	3/4"	M 33x1,5	25	33,00
PN 25 HSF	25	16	1"	M 39x1,5	30	39,00

# PN AJ

## Swage nipple

JIC female 74° cone seat,  
SAE J514 (DKJ),  
material: steel, zined,  
yellow passivated

Article category 1136



Designation	DN	size	inch	thread	SW	T
PN 04 AJ 06	4	3	3/16"	7/16"-20	14	10,00
PN 06 AJ	6	4	1/4"	7/16"-20	14	10,00
PN 06 AJ 08	6	4	1/4"	1/2"-20	17	11,60
PN 06 AJ 10	6	4	1/4"	9/16"-18	19	13,00
PN 06 AJ 3/8	6	4	1/4"	3/8"-24	15	8,70
PN 08 AJ	8	5	5/16"	1/2"-20	17	11,60
PN 08 AJ 10	8	5	5/16"	9/16"-18	19	13,00
PN 10 AJ 08	10	6	3/8"	1/2"-20	17	11,60
PN 10 AJ	10	6	3/8"	9/16"-18	19	13,00
PN 10 AJ 13	10	6	3/8"	3/4"-16	24	17,60
PN 10 AJ 16	10	6	3/8"	7/8"-14	27	20,50
PN 13 AJ	13	8	1/2"	3/4"-16	24	17,60
PN 13 AJ 10	13	8	1/2"	9/16"-18	19	13,00
PN 13 AJ 16	13	8	1/2"	7/8"-14	27	20,50
PN 13 AJ 20	13	8	1/2"	1"1/16-12	32	25,00
PN 16 AJ	16	10	5/8"	7/8"-14	27	20,50
PN 16 AJ 20	16	10	5/8"	1"1/16-12	32	25,00
PN 20 AJ 14	20	12	3/4"	1"3/16-12	35	28,30
PN 20 AJ 16	20	12	3/4"	7/8"-14	27	20,50
PN 20 AJ	20	12	3/4"	1"1/16-12	32	25,00
PN 20 AJ 25	20	12	3/4"	1"5/16-12	38	31,60

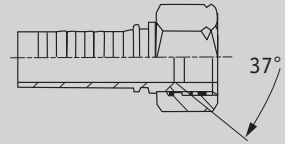
--->

## PN AJ

### Swage nipple

JIC female 74° cone seat,  
SAE J514 (DKJ),  
material: steel, zined,  
yellow passivated

Article category 1136



*Designation*

*DN*

*size*

*inch*

*thread*

*SW*

*T*

<---

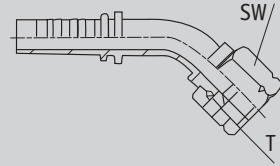
PN 25 AJ 20	25	16	1"	1"1/16-12	32	25,00
PN 25 AJ	25	16	1"	1"5/16-12	38	31,60
PN 25 AJ 32	25	16	1"	1"5/8-12	50	39,20
PN 32 AJ 25	32	20	1"1/4	1"5/16-12	38	31,60
PN 32 AJ	32	20	1"1/4	1"5/8-12	50	39,20
PN 32 AJ 40	32	20	1"1/4	1"7/8-12	60	45,60
PN 40 AJ 32	40	24	1"1/2	1"5/8 - 12	50	39,20
PN 40 AJ	40	24	1"1/2	1"7/8-12	55	45,60
PN 50 AJ	50	32	2"	2"1/2-12	70	61,50

# PN AJ 45

## Swage nipple 45°

JIC female 74° cone seat,  
SAE J514 (DKJ),  
material: steel, zincd,  
yellow passivated

Article category 1136



Designation	DN	size	inch	thread	SW	T
PN 06 AJ 08 45	6	4	1/4"	1/2"-20	17	11,60
PN 06 AJ 10 45	6	4	1/4"	9/16"-18	19	13,00
PN 06 AJ 45	6	4	1/4"	7/16"-20	14	10,00
PN 08 AJ 45	8	5	5/16"	1/2"-20	17	11,60
PN 08 AJ 10 45	8	5	5/16"	9/16"-18	19	13,00
PN 10 AJ 13 45	10	6	3/8"	3/4"-16	24	17,60
PN 10 AJ 16 45	10	6	3/8"	7/8"-14	27	20,50
PN 10 AJ 08 45	10	6	3/8"	1/2"-20	17	11,60
PN 10 AJ 45	10	6	3/8"	9/16"-18	19	13,00
PN 13 AJ 16 45	13	8	1/2"	7/8"-14	27	20,50
PN 13 AJ 45	13	8	1/2"	3/4"- 6	24	17,60
PN 13 AJ 20 45	13	8	1/2"	1"1/16-12	32	25,00
PN 16 AJ 14 45	16	10	5/8"	1"3/16-12	36	28,30
PN 16 AJ 20 45	16	10	5/8"	1"1/16-12	32	25,00
PN 16 AJ 45	16	10	5/8"	7/8"-14	27	20,50
PN 20 AJ 14 45	20	12	3/4"	1"3/16-12	36	28,30
PN 20 AJ 45	20	12	3/4"	1"1/16-12	32	25,00
PN 20 AJ 25 45	20	12	3/4"	1"5/16-12	38	31,60
PN 25 AJ 14 45	25	16	1"	1"3/16-12	36	28,30
PN 25 AJ 45	25	16	1"	1"5/16-14	38	31,60
PN 25 AJ 32 45	25	16	1"	1"5/8-12	50	39,20

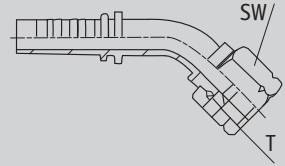
---->

## PN AJ 45

### Swage nipple 45°

JIC female 74° cone seat,  
SAE J514 (DKJ),  
material: steel, zinned,  
yellow passivated

Article category 1136



*Designation*

*DN*

*size*

*inch*

*thread*

*SW*

*T*

<---

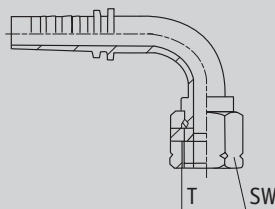
PN 32 AJ 45	32	20	1"1/4	1"5/8-12	50	39,20
PN 32 AJ 40 45	32	20	1"1/4	1"7/8-2	60	45,60
PN 40 AJ 45	40	24	1"1/2	1"7/8-12	55	45,60
PN 50 AJ 45	50	32	2"	2"1/2-12	70	61,50

# PN AJ 90

## Swage nipple 90°

JIC female 74° cone seat,  
SAE J514 (DKJ),  
material: steel, zincd,  
yellow passivated

Article category 1136



Designation	DN	size	inch	thread	SW	T
-------------	----	------	------	--------	----	---

PN 04 AJ 06 90	4	3	3/16"	7/16"-20	14	10,00
PN 06 AJ 08 90	6	4	1/4"	1/2"-20	17	11,60
PN 06 AJ 10 90	6	4	1/4"	9/16"-18	19	13,00
PN 06 AJ 90	6	4	1/4"	7/16"-20	14	10,00
PN 08 AJ 90	8	5	5/16"	1/2"-20	17	11,60
PN 08 AJ 10 90	8	5	5/16"	9/16"-18	19	13,00
PN 10 AJ 08 90	10	6	3/8"	1/2"-20	17	11,60
PN 10 AJ 13 90	10	6	3/8"	3/4"-16	24	17,60
PN 10 AJ 16 90	10	6	3/8"	7/8"-14	27	20,50
PN 10 AJ 90	10	6	3/8"	9/16"-18	19	13,00
PN 13 AJ 16 90	13	8	1/2"	7/8"-14	27	20,50
PN 13 AJ 90	13	8	1/2"	3/4"-16	24	17,60
PN 13 AJ 20 90	13	8	1/2"	1"1/16-12	32	25,00
PN 16 AJ 20 90	16	10	5/8"	1"1/16-12	32	25,00
PN 16 AJ 90	16	10	5/8"	7/8"-14	27	20,50
PN 20 AJ 14 90	20	12	3/4"	1"3/16-12	36	28,30
PN 20 AJ 90	20	12	3/4"	1"1/16-12	32	25,00
PN 20 AJ 90 L 100	20	12	3/4"	1"1/16-12	32	25,00
PN 20 AJ 25 90	20	12	3/4"	1"5/16-12	38	31,60
PN 25 AJ 14 90	25	16	1"	1"3/16-12	36	28,30
PN 25 AJ 90	25	16	1"	1"5/16-12	38	31,60
PN 25 AJ 32 90	25	16	1"	1"5/8-12	50	39,20

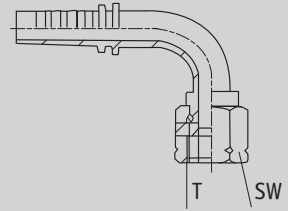
---->

## PN AJ 90

### Swage nipple 90°

JIC female 74° cone seat,  
SAE J514 (DKJ),  
material: steel, zincd,  
yellow passivated

Article category 1136



*Designation*

*DN*

*size*

*inch*

*thread*

*SW*

*T*

<---

PN 32 AJ 90	32	16	1"1/4	1"5/8-12	50	39,20
PN 32 AJ 40 90	32	20	1"1/4	1"7/8-12	60	45,60
PN 40 AJ 90	40	24	1"1/2	1"7/8-12	55	45,60
PN 50 AJ 90	50	32	2"	2"1/2-12	70	61,50

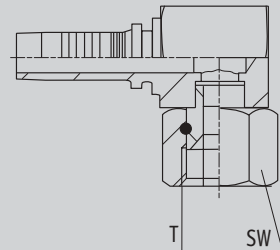


## PN AJK 90

### Swage nipple 90°

Compact version, swage nipple 90°, JIC female 74° cone seat, SAE J514 (DKJ), material: steel, zincd, yellow passivated

Article category 1136



*Designation*

*DN*

*size*

*inch*

*thread*

*SW*

*T*

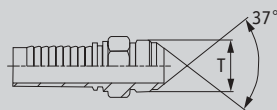
PN 06 AJK 90	6	4	1/4"	7/16"-20	14	10,00
PN 06 AJK 10 90	6	4	1/4"	9/16"-18	19	13,00
PN 10 AJK 13 90	10	6	3/8"	3/4"-16	24	17,60
PN 10 AJK 90	10	6	3/8"	9/16"-18	19	13,00
PN 13 AJK 16 90	13	8	1/2"	7/8"-14	27	20,50
PN 13 AJK 90	13	8	1/2"	3/4"-16	24	17,60
PN 20 AJK 90	20	12	3/4"	1"1/16-12	32	25,00
PN 25 AJK 90	25	16	1"	1"5/16-12	38	31,60

# PN HJ

## Swage nipple

JIC male 74° cone,  
SAE J514 (AGJ),  
material: steel, zincd,  
yellow passivated

Article category 1140



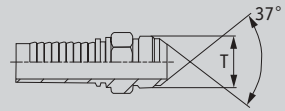
Designation	DN	size	inch	thread	T
PN 06 HJ	6	4	1/4"	7/16"- 20	11,07
PN 06 HJ 08	6	4	1/4"	1/2"-20	12,70
PN 06 HJ 10	6	4	1/4"	9/16"-18	14,25
PN 08 HJ	8	5	5/16"	1/2"-20	12,70
PN 08 HJ 10	8	5	5/16"	9/16"-18	14,25
PN 10 HJ 08	10	6	3/8"	1/2"-20	12,70
PN 10 HJ	10	6	3/8"	9/16"-18	14,25
PN 10 HJ 13	10	6	3/8"	3/4"-16	19,00
PN 10 HJ 16	10	6	3/8"	7/8"-14	22,17
PN 13 HJ	13	8	1/2"	3/4"-16	19,00
PN 13 HJ 16	13	8	1/2"	7/8"-14	22,17
PN 13 HJ 20	13	8	1/2"	1"1/16-12	26,95
PN 16 HJ	16	10	5/8"	7/8"-14	22,17
PN 16 HJ 20	16	10	5/8"	1"1/16-12	26,95
PN 16 HJ 14	16	10	5/8"	1"3/16-12	29,80
PN 20 HJ 14	20	12	3/4"	1"3/16-12	29,80
PN 20 HJ	20	12	3/4"	1"1/16-12	26,95
PN 20 HJ 25	20	12	3/4"	1"5/16-14	33,30
PN 25 HJ 14	25	16	1"	1"3/16-12	29,80
PN 25 HJ 20	25	16	1"	1"1/16-12	26,95
PN 25 HJ	25	16	1"	1"5/16-14	33,30
PN 25 HJ 32	25	16	1"	1"5/8-12	41,22

--->

## PN HJ

### Swage nipple

JIC male 74° cone,  
SAE J514 (AGJ),  
material: steel, zincd,  
yellow passivated  
Article category 1140



*Designation*

*DN*

*size*

*inch*

*thread*

*T*

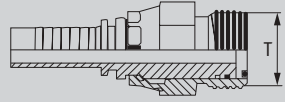
<---

PN 32 HJ	32	20	1"1/4	1"5/8-12	41,22
PN 32 HJ 40	32	20	1"1/4	1"7/8-12	47,57
PN 40 HJ	40	24	1"1/2	1"7/8-12	47,57
PN 50 HJ	50	32	2"	2"1/2-12	63,45

# PN HJOD

## Swage nipple

SAE swivel male O-ring Boss type,  
SAE J514 (AGJO),  
material: steel, zincd,  
yellow passivated  
Article category 1140



*Designation*

*DN*

*size*

*inch*

*thread*

*T*

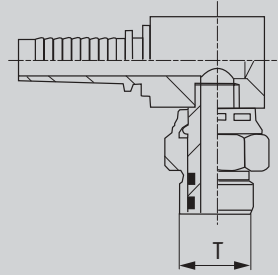
PN 13 HJO D 16	12	8	1/2"	7/8"-14	22,17
PN 16 HJO D	16	10	5/8"	7/8"-14	22,17
PN 20 HJO D	20	12	3/4"	1"1/16-12	26,95

## PN HJOD 90

### Swage nipple 90°

SAE swivel male O-ring Boss type,  
SAE J514 (AGJO),  
material: steel, zincd,  
yellow passivated

Article category 1140



*Designation*

*DN*

*size*

*inch*

*thread*

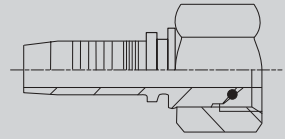
*T*

PN 13 HJO D 16 90	12	8	1/2"	7/8"-14	22,17
PN 16 HJO D 90	16	10	5/8"	7/8"-14	22,17
PN 20 HJO D 90	20	12	3/4"	1"1/16-12	26,95

## PN AN

### Swage nipple

NPTSM female 60° cone  
(DK NPSM),  
material: steel, zined,  
yellow passivated  
Article category 1142



*Designation*

*DN*

*size*

*inch*

*thread*

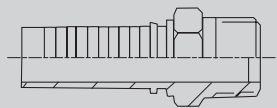
PN 06 AN	6	4	1/4"	1/4"-18
PN 10 AN	10	6	3/8"	3/8"-18
PN 13 AN	13	8	1/2"	1/2"-14
PN 20 AN	20	12	3/4"	3/4"-14
PN 25 AN	25	16	1"	1"-11,5

## PN HN

### Swage nipple

NPTF male 60° cone seat (AGN),  
material: steel, zined,  
yellow passivated

Article category 1143



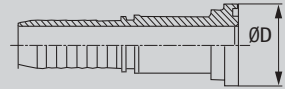
<i>Designation</i>	<i>DN</i>	<i>size</i>	<i>inch</i>	<i>thread</i>
PN 04 HN	4	3	3/16"	7/18"
PN 04 HN 06	4	3	3/16"	1/4"
PN 06 HN 02	4	3	1/4"	1/8"
PN 06 HN	6	4	1/4"	1/4"
PN 06 HN 10	6	4	1/4"	3/8"
PN 08 HN 06	8	5	5/16"	1/4"
PN 08 HN 10	8	5	5/16"	3/8"
PN 10 HN 06	10	6	3/8"	1/4"
PN 10 HN	10	6	3/8"	3/8"
PN 10 HN 13	10	6	3/8"	1/2"
PN 13 HN 10	13	8	1/2"	3/8"
PN 13 HN	13	8	1/2"	1/2"
PN 13 HN 20	13	8	1/2"	3/4"
PN 16 HN 13	16	10	5/8"	1/2"
PN 16 HN 20	16	10	5/8"	3/4"
PN 20 HN 13	20	12	3/4"	1/2"
PN 20 HN	20	12	3/4"	3/4"
PN 20 HN 25	20	12	3/4"	1"
PN 25 HN 20	25	16	1"	3/4"
PN 25 HN	25	16	1"	1"
PN 25 HN 32	25	16	1"	1"1/4
PN 32 HN	32	20	1"1/4	1"1/4
PN 40 HN	40	24	1"1/4	1"1/2
PN 50 HN	50	32	2"	2"

# PN SF

## Swage nipple

SAE flange, 3000 psi (SFL),  
material: steel, zincd,  
yellow passivated

Article category 1144



*Designation*

*DN*

*size*

*inch*

*flange size (inch)*

*D*

PN 13 SF	13	8	1/2"	1/2"	30,2
PN 13 SF 20	13	8	1/2"	3/4"	38,1
PN 16 SF 20	16	10	5/8"	3/4"	38,1
PN 20 SF	20	12	3/4"	3/4"	38,1
PN 20 SF 25	20	12	3/4"	1"	44,4
PN 25 SF 20	25	16	1"	3/4"	38,1
PN 25 SF	25	16	1"	1"	44,4
PN 25 SF 32	25	16	1"	1"1/4	50,8
PN 32 SF 25	32	20	1"1/4	1"	44,4
PN 32 SF	32	20	1"1/4	1"1/4	50,8
PN 32 SF 40	32	20	1"1/4	1"1/2	60,3
PN 40 SF	40	24	1"1/2	1"1/2	60,3
PN 40 SF 50	40	24	1"1/2	2"	71,4
PN 50 SF 40	50	32	2"	1"1/2	60,3
PN 50 SF	50	32	2"	2"	71,4
PN 50 SF 60	50	32	2"	2"1/2	84,0
PN 60 SF 50	60	40	2"1/2	2"	71,4
PN 60 SF	60	40	2"1/2	2"1/2	84,0

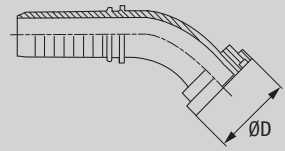


# PN SF 45

## Swage nipple 45°

SAE flange, 3000 psi (SFL),  
material: steel, zincd,  
yellow passivated

Article category 1144



<i>Designation</i>	<i>DN</i>	<i>size</i>	<i>inch</i>	<i>flange size (inch)</i>	<i>Ø D</i>
--------------------	-----------	-------------	-------------	---------------------------	------------

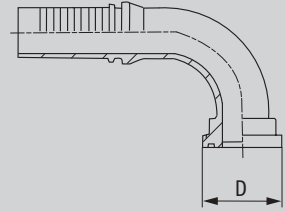
PN 13 SF 45	13	8	1/2"	1/2"	30,2
PN 13 SF 20 45	13	8	1/2"	3/4"	38,1
PN 16 SF 20 45	16	10	5/8"	3/4"	38,1
PN 20 SF 45	20	12	3/4"	3/4"	38,1
PN 20 SF 25 45	20	12	3/4"	1"	44,4
PN 25 SF 32 45	25	16	1"	1"1/4	50,8
PN 25 SF 45	25	16	1"	1"	44,4
PN 32 SF 45	32	20	1"1/4	1"1/4	50,8
PN 32 SF 40 45	32	20	1"1/4	1"1/2	60,3
PN 40 SF 45	40	24	1"1/2	1"1/2	60,3
PN 40 SF 50 45	40	24	1"1/2	2"	71,4
PN 50 SF 40 45	50	32	2"	1"1/2	60,3
PN 50 SF 45	50	32	1"1/2	2"	71,4
PN 50 SF 60 45	50	32	2"	2 1/2"	84,0
PN 60 SF 45	60	40	2"1/2	2 1/2"	84,0

## PN SF 90

### Swage nipple 90°

SAE flange, 3000 psi (SFL),  
material: steel, zincd,  
yellow passivated

Article category 1144



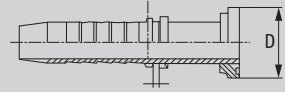
<i>Designation</i>	<i>DN</i>	<i>size</i>	<i>inch</i>	<i>flange size (inch)</i>	<i>D</i>
PN 13 SF 90	13	8	1/2"	1/2"	30,2
PN 13 SF 20 90	13	8	1/2"	3/4"	38,1
PN 13 SF 25 90	13	8	1/2"	1"	44,4
PN 16 SF 20 90	16	10	5/8"	3/4"	38,1
PN 20 SF 25 90	20	12	3/4"	1"	44,4
PN 20 SF 90	20	12	3/4"	3/4"	38,1
PN 25 SF 32 90	25	16	1"	1"1/4	50,8
PN 25 SF 90	25	16	1"	1"	44,4
PN 32 SF 25 90	32	20	1"1/4	1"	44,4
PN 32 SF 40 90	32	20	1"1/4	1"1/2	60,3
PN 32 SF 90	32	20	1"1/4	1"1/4	50,8
PN 32 SF 90 L 120	32	20	1"1/4	1"1/4	50,8
PN 40 SF 90	40	24	1"1/2	1"1/2	60,3
PN 40 SF 50 90	40	24	1"1/2	2"	71,4
PN 50 SF 40 90	50	32	2"	1"1/2	60,3
PN 50 SF 90	50	32	2"	2"	71,4
PN 50 SF 60 90	50	32	2"	2"1/2	84,0
PN 60 SF 90	60	40	2"1/2	2"1/2	84,0

## PN SF 6

Swage nipple

SAE flange, 6000 psi (SFS),  
material: steel, zincd,  
yellow passivated

Article category 1145



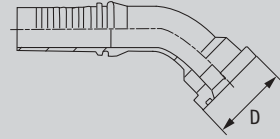
<i>Designation</i>	<i>DN</i>	<i>size</i>	<i>inch</i>	<i>flange size (inch)</i>	<i>D</i>
PN 13 SF 6	13	8	1/2"	1/2"	31,7
PN 13 SF 6 20	13	8	1/2"	3/4"	41,3
PN 16 SF 6 13	16	10	5/8"	1/2"	31,7
PN 16 SF 6 20	16	10	5/8"	3/4"	41,3
PN 20 SF 6	20	12	3/4"	3/4"	41,3
PN 20 SF 6 25	20	12	3/4"	1"	47,6
PN 25 SF 6	25	16	1"	1"	47,6
PN 25 SF 6 32	25	16	1"	1"1/4	54,0
PN 32 SF 6	32	20	1"1/4	1"1/4	54,0
PN 32 SF 6 40	32	20	1"1/4	1"1/2	63,5
PN 40 SF 6 32	40	24	1"1/2	1"1/4	54,0
PN 40 SF 6	40	24	1"1/2	1"1/2	63,5
PN 40 SF 6 50	40	24	1"1/2	2"	79,4
PN 50 SF 6	50	32	2"	2"	79,4

# PN SF 6 45

## Swage nipple 45°

SAE flange 6000 psi (SFS),  
material: steel, zincd,  
yellow passivated

Article category 1145



*Designation*

*DN*

*size*

*inch*

*flange size (inch)*

*D*

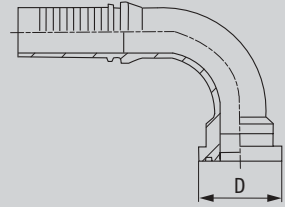
PN 13 SF 6 45	13	8	1/2"	1/2"	31,7
PN 13 SF 6 20 45	13	8	1/2"	3/4"	41,3
PN 16 SF 6 13 45	16	10	5/8"	1/2"	31,7
PN 16 SF 6 20 45	16	10	5/8"	3/4"	41,3
PN 20 SF 6 45	20	12	3/4"	3/4"	41,3
PN 20 SF 6 25 45	20	12	3/4"	1"	47,6
PN 25 SF 6 45	25	16	1"	1"	47,6
PN 25 SF 6 32 45	25	16	1"	1"1/4	54,0
PN 32 SF 6 40 45	32	20	1"1/4	1"1/2	63,5
PN 32 SF 6 45	32	20	1"1/4	1"1/4	54,0
PN 40 SF 6 45	40	24	1"1/2	1"1/2	63,5
PN 40 SF 6 50 45	40	24	1"1/2	2"	79,4
PN 50 SF 6 45	50	32	2"	2"	79,4

## PN SF 6 90

### Swage nipple 90°

SAE flange, 6000 psi (SFS),  
material: steel, zincd,  
yellow passivated

Article category 1144



*Designation*

*DN*

*size*

*inch*

*flange size (inch)*

*D*

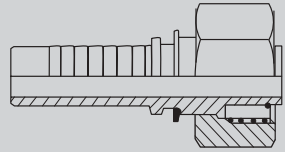
PN 13 SF 6 90	13	8	1/2"	1/2"	31,7
PN 13 SF 6 20 90	13	8	1/2"	3/4"	41,3
PN 16 SF 6 13 90	16	10	5/8"	1/2"	31,7
PN 16 SF 6 20 90	16	10	5/8"	3/4"	41,3
PN 20 SF 6 25 90	20	12	3/4"	1"	47,6
PN 20 SF 6 90	20	12	3/4"	3/4"	41,3
PN 25 SF 6 90	25	16	1"	1"	47,6
PN 25 SF 6 32 90	25	16	1"1/4	1"1/4	54,0
PN 32 SF 6 40 90	32	20	1"1/4	1"1/2	63,5
PN 32 SF 6 90	32	20	1"1/4	1"1/4	54,0
PN 40 SF 6 90	40	24	1"1/2	1"1/2	63,5
PN 40 SF 6 50 90	40	24	1"1/2	2"	79,4
PN 50 SF 6 90	50	32	2"	2"	79,4

## PN FT

### Swage nipple

O-ring, union nut, swage nipple for Hanomag, material: steel, zincd, yellow passivated

Article category 1152



*Designation*

*DN*

*size*

*inch*

*thread*

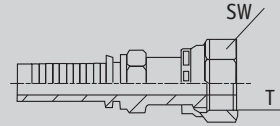
PN 13 FT	13	8	1/2"	M 31x3
PN 16 FT	16	10	5/8"	M 33x3
PN 20 FT	20	12	3/4"	M 35x3
PN 25 FT	25	16	1"	M 43x3

## PN AJF

### Swage nipple

ORFS female SAE J1453,  
material: steel, zined,  
yellow passivated

Article category 1153



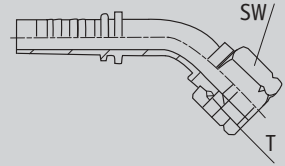
Designation	DN	size	inch	thread	SW	T
PN 06 AJF	6	4	1/4"	9/16"-18	19	13,0
PN 06 AJF 10	6	4	1/4"	11/16"-16	22	15,9
PN 08 AJF 10	8	5	5/16"	11/16"-16	22	15,9
PN 10 AJF	10	6	3/8"	11/16"-16	22	15,9
PN 10 AJF 13	10	6	3/8"	13/16"-16	24	19,1
PN 13 AJF	13	8	1/2"	13/16"-16	24	19,1
PN 13 AJF 16	13	8	1/2"	1"-14	30	23,7
PN 13 AJF 20	13	8	1/2"	1"3/16-12	36	28,0
PN 16 AJF	16	10	5/8"	1"-14	30	23,7
PN 20 AJF	20	12	3/4"	1"3/16-12	36	28
PN 20 AJF 16	20	12	3/4"	1"-14	30	23,7
PN 20 AJF 25	20	12	3/4"	1"7/16-12	41	34,5
PN 25 AJF	25	16	1"	1"7/16-12	41	34,5
PN 32 AJF	32	20	1"1/4	1"11/16-12	50	41,0
PN 40 AJF	40	24	1"1/2	2"-12	57	48,8

# PN AJF 45

## Swage nipple 45°

ORFS female SAE J1453,  
material: steel, zincd,  
yellow passivated

Article category 1153



Designation	DN	size	inch	thread	SW	T
-------------	----	------	------	--------	----	---

PN 06 AJF 45	6	4	1/4"	9/16-18	19	13,0
PN 06 AJF 10 45	6	4	1/4"	11/16-16	22	15,9
PN 08 AJF 10 45	8	5	5/16"	11/16-16	22	15,9
PN 10 AJF 45	10	6	3/8"	11/16"-16	22	15,9
PN 10 AJF 13 45	10	6	3/8"	13/16"-16	24	19,1
PN 13 AJF 45	13	8	1/2"	13/16"-16	24	19,1
PN 16 AJF 45	16	10	5/8"	1"-14	30	23,7
PN 20 AJF 45	20	12	3/4"	1"3/16-12	36	28,0
PN 25 AJF 45	25	16	1"	1"7/16-12	41	34,5
PN 32 AJF 45	32	20	1"1/4	1"11/16-12	50	41,0
PN 40 AJF 45	38	24	1"1/2	2"-12	57	48,8

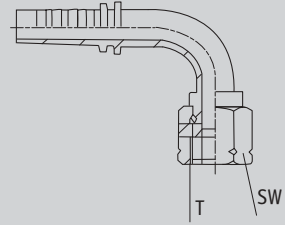


# PN AJF 90

## Swage nipple 90°

ORFS female SAE J1453,  
material: steel, zincd,  
yellow passivated

Article category 1153



Designation	DN	size	inch	thread	SW	T
-------------	----	------	------	--------	----	---

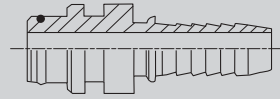
PN 06 AJF 90	6	4	1/4"	9/16"-18	19	13,0
PN 06 AJF 90 L 58	6	4	1/4"	9/16"-18	19	13,0
PN 06 AJF 10 90	6	4	1/4"	11/16"-16	22	15,9
PN 08 AJF 10 90	8	5	5/16"	11/16"-16	22	15,9
PN 10 AJF 90	10	6	3/8"	11/16"-16	22	15,9
PN 10 AJF 90 L 69	10	6	3/8"	11/16"-16	22	15,9
PN 10 AJF 13 90	10	6	3/8"	13/16"-16	24	19,1
PN 13 AJF 90	13	8	1/2"	13/16"-16	24	19,1
PN 13 AJF 90 L 82	12	8	1/2"	13/16"-16	24	19,1
PN 16 AJF 90	16	10	5/8"	1"-14	30	23,7
PN 16 AJF 90 L 94	16	10	5/8"	1"-14	30	23,7
PN 16 AJF 20 90	16	10	5/8"	1"3/16-12	36	28,0
PN 20 AJF 90	20	12	3/4"	1"3/16-12	36	28,0
PN 20 AJF 90 L 96	20	12	3/4"	1"3/16-2	36	28,0
PN 20 AJF 25 90	20	12	3/4"	1"7/16-12	41	34,5
PN 25 AJF 90	25	16	1"	1"7/16-12	41	34,5
PN 25 AJF 90 L 114	25	16	1"	1"7/16-12	41	34,5
PN 32 AJF 90	32	20	1"1/4	1"11/16-12	50	41,0
PN 32 AJF 90 L 129	32	20	1"1/4	1"11/16-12	50	41,0
PN 40 AJF 90	40	24	1"1/2	2"-12	57	48,8
PN 40 AJF 90 L 146	40	24	1"1/2	2"-12	57	48,8

# PN S0

## Swage nipple

O-ring sealing for connecting sleeve, mining industry

Article category 1182



*Designation*

*DN*

*size*

*inch*

*O-ring*

*backup ring*

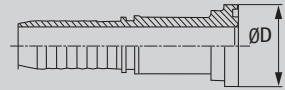
PN 06 S0	6	4	1/4"	6-2	10,1-6,8-0,8
PN 10 S0	10	6	3/8"	10-2	14,1-10,8-0,8
PN 13 S0	13	8	1/2"	13,2-2,5	18,1-14,2-0,8
PN 16 S0	16	10	5/8"	16-2,5	21,1-17,0-0,8
PN 20 S0	20	12	3/4"	19-2,5	24,1-20,0-0,8
PN 25 S0	25	16	1"	25-2,5	31,1-27,0-0,8
PN 32 S0	32	20	1"1/4	33-2,5	38,1-34,0-0,8
PN 40 S0	40	24	1"1/2	40-3	46,8-41,8-1,5
PN 50 S0	50	32	2"	49-3	55,8-50,8-1,5

# PN SFK

## Swage nipple

straight Komatsu flange,  
material: steel, zincd,  
yellow passivated

Article category 1183



*Designation*

*DN*

*size*

*inch*

*flange size (inch)*

*D*

PN 16 SFK

16

10

5/8"

5/8"

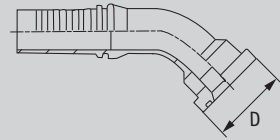
34

# PN SFK 45

## Swage nipple 45°

straight Komatsu flange,  
material: steel, zincd,  
yellow passivated

Article category 1183



*Designation*

*DN*

*size*

*inch*

*flange size (inch)*

*D*

PN 16 SFK 45

16

10

5/8"

5/8"

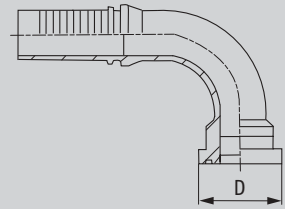
34

## PN SFK 90

### Swage nipple 90°

straight Komatsu flange,  
material: steel, zined,  
yellow passivated

Article category 1183



*Designation*

*DN*

*size*

*inch*

*flange size (inch)*

*D*

PN 16 SFK 90

16

10

5/8"

5/8"

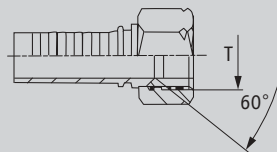
34

## PN ALI

### Swage nipple

JIS metric female 60° cone seat,  
Komatsu, JIS 8363,  
material: steel, zincd,  
yellow passivated

Article category 1184



*Designation*

*DN*

*size*

*inch*

*thread*

*T*

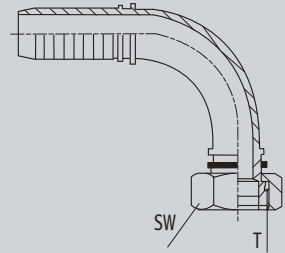
PN 06 ALI	6	4	1/4"	M 14x1,5	12,05
PN 08 ALI	8	5	5/16"	M 16x1,5	14,05
PN 10 ALI 06	10	6	3/8"	M 14x1,5	12,05
PN 10 ALI	10	6	3/8"	M 18x1,5	16,05
PN 13 ALI	13	8	1/2"	M 22x1,5	20,05
PN 13 ALI 16	13	8	1/2"	M 24x1,5	22,05
PN 16 ALI	16	10	5/8"	M 24x1,5	22,05
PN 20 ALI	20	12	3/4"	M 30x1,5	28,05
PN 25 ALI	25	16	1"	M 33x1,5	31,05
PN 32 ALI	32	20	1"1/4	M 36x1,5	34,05
PN 40 ALI	40	24	1"1/2	M 42x1,5	40,05

## PN ALI 90

### Swage nipple 90°

JIS metric female 60° cone seat,  
Komatsu, JIS 8363,  
material: steel, zincd,  
yellow passivated

Article category 1184



*Designation*

*DN*

*size*

*inch*

*thread*

*T*

PN 06 ALI 90	6	4	1/4"	M 14x1,5	12,05
PN 08 ALI 90	8	5	5/16"	M 16x1,5	14,05
PN 10 ALI 90	10	6	3/8"	M 18x1,5	16,05
PN 13 ALI 90	13	8	1/2"	M 22x1,5	20,05
PN 16 ALI 90	16	10	5/8"	M 24x1,5	22,05
PN 20 ALI 90	20	12	3/4"	M 30x1,5	28,05

## PN AB

### Swage nipple

BSP female 60° cone,  
BS 5200 (DKR),  
material: steel, zincd,  
yellow passivated

Article category 1187



Designation	DN	size	inch	thread	SW	T
PN 04 AB	4	3	3/16"	1/8"	14	8,6
PN 04 AB 06	4	3	3/16"	1/4"	19	11,5
PN 06 AB 02	6	4	1/4"	1/8"	14	8,6
PN 06 AB	6	4	1/4"	1/4"	19	11,5
PN 06 AB 10	6	4	1/4"	3/8"	22	14,9
PN 08 AB 06	8	5	5/16"	1/4"	19	11,5
PN 08 AB 10	8	5	5/16"	3/8"	22	14,9
PN 08 AB 13	8	5	5/16"	1/2"	27	18,6
PN 10 AB 06	10	6	3/8"	1/4"	19	11,5
PN 10 AB	10	6	3/8"	3/8"	22	14,9
PN 10 AB 13	10	6	3/8"	1/2"	27	18,6
PN 13 AB 10	13	8	1/2"	3/8"	22	14,9
PN 13 AB	13	8	1/2"	1/2"	27	18,6
PN 13 AB 16	13	8	1/2"	5/8"	30	20,6
PN 13 AB 20	13	8	1/2"	3/4"	32	24,1
PN 16 AB 13	16	10	5/8"	1/2"	27	18,6
PN 16 AB	16	10	5/8"	5/8"	30	20,6
PN 16 AB 20	16	10	5/8"	3/4"	32	24,1
PN 16 AB 25	16	10	5/8"	1"	38	30,3
PN 20 AB 13	20	12	3/4"	1/2"	27	18,6
PN 20 AB 16	20	12	3/4"	5/8"	30	20,6
PN 20 AB	20	12	3/4"	3/4"	32	24,1
PN 20 AB 25	20	12	3/4"	1"	38	30,3

---->

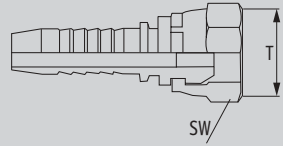


## PN AB

### Swage nipple

BSP female 60° cone,  
BS 5200 (DKR),  
material: steel, zincd,  
yellow passivated

Article category 1187



*Designation*

*DN*

*size*

*inch*

*thread*

*SW*

*T*

<---

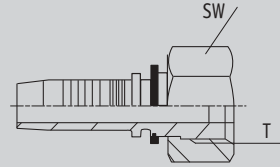
PN 25 AB	25	16	1"	1"	38	30,3
PN 25 AB 32	25	16	1"	1"1/4	50	38,9
PN 32 AB	32	20	1"1/4	1"1/4	50	38,9
PN 32 AB 40	32	20	1"1/4	1"1/2	55	44,9
PN 40 AB	40	24	1"1/2	1"1/2	55	44,9
PN 40 AB 50	40	24	1"1/2	2"	70	56,7
PN 50 AB	50	32	2"	2"	70	56,7

## PN AB LM

### Swage nipple

(DKR), oblong nut, BSP female 60° cone, BS 5200, material: steel, zincd, yellow passivated

Article category 1187



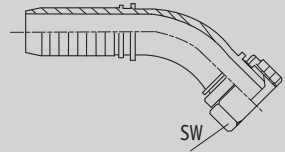
<i>Designation</i>	<i>DN</i>	<i>size</i>	<i>inch</i>	<i>thread</i>	<i>SW</i>	<i>T</i>
PN 13 AB LM	13	8	1/2"	1/2"	27	18,6

## PN AB 45

### Swage nipple 45°

BSP female 60° cone,  
BS 5200 (DKR),  
material: steel, zincd,  
yellow passivated

Article category 1187



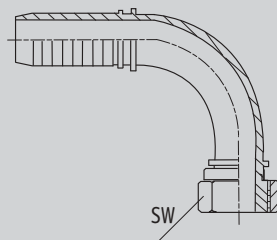
Designation	DN	size	inch	thread	SW	T
PN 04 AB 45	4	3	3/16"	1/8"	14	8,6
PN 06 AB 02 45	6	4	1/4"	1/8"	14	8,6
PN 06 AB 45	6	4	1/4"	1/4"	19	11,5
PN 06 AB 10 45	6	4	1/4"	3/8"	22	14,9
PN 08 AB 06 45	8	5	5/16"	1/4"	19	11,5
PN 08 AB 10 45	8	5	5/16"	3/8"	22	14,9
PN 10 AB 45	10	6	3/8"	3/8"	22	14,9
PN 10 AB 13 45	10	6	3/8"	1/2"	27	18,6
PN 13 AB 45	13	8	1/2"	1/2"	27	18,6
PN 13 AB 16 45	13	8	1/2"	5/8"	30	20,6
PN 13 AB 20 45	13	8	1/2"	3/4"	32	24,1
PN 16 AB 20 45	16	10	5/8"	3/4"	32	24,1
PN 16 AB 45	16	10	5/8"	5/8"	30	20,6
PN 20 AB 25 45	20	12	3/4"	1"	38	30,3
PN 20 AB 45	20	12	3/4"	3/4"	32	24,1
PN 25 AB 32 45	25	16	1"	1"1/4	50	38,9
PN 25 AB 45	25	16	1"	1"	38	30,3
PN 32 AB 45	32	20	1"1/4	1"1/4	50	38,9
PN 40 AB 45	40	24	1"1/2	1"1/2	55	44,9
PN 50 AB 45	50	32	2"	2"	70	56,7

## PN AB 90

### Swage nipple 90°

BSP female 60° cone,  
BS 5200 (DKR),  
material: steel, zincd,  
yellow passivated

Article category 1187



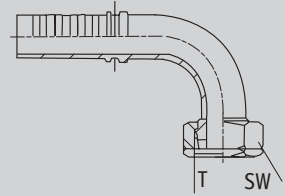
Designation	DN	size	inch	thread	SW	T
PN 04 AB 90	4	3	3/16"	1/8"	14	8,6
PN 06 AB 02 90	6	4	1/4"	1/18"	14	8,6
PN 06 AB 90	6	4	1/4"	1/4"	19	11,5
PN 06 AB 10 90	6	4	1/4"	3/8"	22	14,9
PN 08 AB 06 90	8	5	5/16"	1/4"	19	11,5
PN 08 AB 10 90	8	5	5/16"	3/8"	22	14,9
PN 10 AB 06 90	10	6	3/8"	1/4"	19	11,5
PN 10 AB 90	10	6	3/8"	3/8"	22	14,9
PN 10 AB 13 90	10	6	3/8"	1/2"	27	18,6
PN 13 AB 10 90	13	8	1/2"	3/8"	22	14,9
PN 13 AB 16 90	13	8	1/2"	5/8"	30	20,6
PN 13 AB 90	13	8	1/2"	1/2"	27	18,6
PN 13 AB 20 90	13	8	1/2"	3/4"	32	24,1
PN 16 AB 20 90	16	10	5/8"	3/4"	32	24,1
PN 16 AB 90	16	10	5/8"	5/8"	30	20,6
PN 20 AB 25 90	20	12	3/4"	1"	38	30,3
PN 20 AB 90	20	12	3/4"	3/4"	32	24,1
PN 25 AB 32 90	25	16	1"	1"1/4	50	38,9
PN 25 AB 90	25	16	1"	1"	38	30,3
PN 32 AB 90	32	20	1"1/4	1"1/4	50	38,9
PN 32 AB 40 90	32	20	1"1/4	1"1/2	55	44,9
PN 40 AB 90	40	24	1"1/2	1"1/2	55	44,9
PN 40 AB 50 90	40	24	1"1/2	2"	70	56,7
PN 50 AB 90	50	32	2"	2"	70	56,7

# PN AB 90 LM

## Swage nipple 90°

(DKR), oblong nut, BSP female 60° cone, BS 5200, material: steel, zincd, yellow passivated

Article category 1187



*Designation*

*DN*

*size*

*inch*

*thread*

*SW*

*T*

PN 13 AB 90 LM

13

8

1/2"

1/2"

27

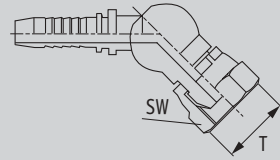
18,6

## PN ABK 45

Swage nipple 45°

BSP female 60° cone, BS 5200 (DKR), 45° angle fitting, compact type, material: steel, zined, yellow passivated

Article category 1187



*Designation*

*DN*

*size*

*inch*

*thread*

*SW*

*T*

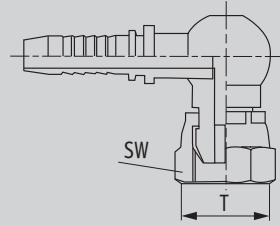
PN 10 ABK 45	10	6	3/8"	3/8"	22	14,9
PN 13 ABK 45	13	8	1/2"	1/2"	27	18,6
PN 20 ABK 45	20	12	3/4"	3/4"	32	24,1
PN 25 ABK 45	25	16	1"	1"	38	30,3

## PN ABK 90

### Swage nipple 90°

BSP female 60° cone, BS 5200 (DKR), 90° angle fitting, compact type, material: steel, zincd, yellow passivated

Article category 1187



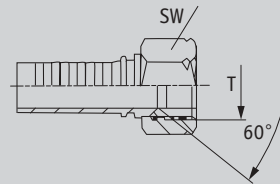
<i>Designation</i>	<i>DN</i>	<i>size</i>	<i>inch</i>	<i>thread</i>	<i>SW</i>	<i>T</i>
PN 06 ABK 90	6	4	1/4"	1/4"	19	11,5
PN 06 ABK 10 90	6	4	1/4"	3/8"	22	14,9
PN 08 ABK 10 90	8	5	5/16"	3/8"	22	14,9
PN 10 ABK 90	10	6	3/8"	3/8"	22	14,9
PN 10 ABK 13 90	10	6	3/8"	1/2"	27	18,6
PN 13 ABK 90	13	8	1/2"	1/2"	27	18,6
PN 16 ABK 90	16	10	5/8"	5/8"	30	20,6
PN 20 ABK 90	20	12	3/4"	3/4"	32	24,1
PN 25 ABK 90	25	16	1"	1"	38	30,3

## PN ARI

### Swage nipple

JIS BSP female 60° cone seat,  
JIS 8363, (DK Toyota),  
material: steel, zincd,  
yellow passivated

Article category 1190



*Designation*

*DN*

*size*

*inch*

*thread*

*SW*

*T*

PN 06 ARI	6	4	1/4"	1/4"	19	11,5
PN 08 ARI 10	8	5	5/16"	3/8"	22	14,9
PN 10 ARI	10	6	3/8"	3/8"	22	14,9
PN 13 ARI	13	8	1/2"	1/2"	27	18,6
PN 20 ARI	20	12	3/4"	3/4"	32	24,1
PN 25 ARI	25	16	1"	1"	38	30,3
PN 32 ARI	32	20	1"1/4	1"1/4"	50	38,9
PN 40 ARI	40	24	1"1/2	1"1/2"	55	44,9



## PN AR

### Swage nipple

BSP female flat seat,  
material: steel, zincd, yellow  
passivated

Article category 1191



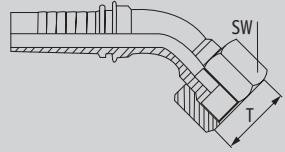
Designation	DN	size	inch	thread (BSP)	SW	T
PN 06 AR 02	6	4	1/4"	1/8"	14	8,6
PN 06 AR	6	4	1/4"	1/4"	19	11,5
PN 06 AR 10	6	4	1/4"	3/8"	22	14,9
PN 08 AR 06	8	5	5/16"	1/4"	19	11,5
PN 08 AR 13	8	5	5/16"	1/2"	27	18,6
PN 10 AR 06	10	6	3/8"	1/4"	19	11,5
PN 10 AR	10	6	3/8"	3/8"	22	14,9
PN 10 AR 13	10	6	3/8"	1/2"	27	18,6
PN 13 AR 10	13	8	1/2"	3/8"	22	14,9
PN 13 AR	13	8	1/2"	1/2"	27	18,6
PN 13 AR 16	13	8	1/2"	5/8"	30	20,6
PN 13 AR 20	13	8	1/2"	3/4"	32	24,1
PN 16 AR	16	10	5/8"	5/8"	30	20,6
PN 16 AR 20	16	10	5/8"	3/4"	32	24,1
PN 16 AR 25	16	10	5/8"	1"	38	30,3
PN 20 AR	20	12	3/4"	3/4"	32	24,1
PN 20 AR 25	20	12	3/4"	1"	38	30,3
PN 20 AR 32	20	12	3/4"	1"1/4	50	38,9
PN 25 AR	25	16	1"	1"	38	30,3
PN 25 AR 32	25	16	1"	1"1/4	50	38,9
PN 32 AR	32	20	1"1/4	1"1/4	50	38,9
PN 40 AR	40	24	1"1/2	1"1/2	55	44,9

## PN AR 45

### Swage nipple 45°

BSP female flat seat,  
material: steel, zincd,  
yellow passivated

Article category 1191



*Designation*

*DN*

*size*

*inch*

*thread (BSP)*

*SW*

*T*

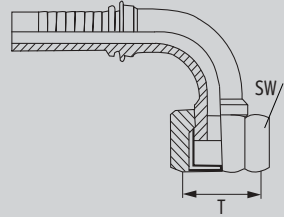
PN 13 AR 20 45	13	8	1/2"	3/4"	32	24,1
PN 16 AR 20 45	16	10	5/8"	3/4"	32	24,1
PN 20 AR 25 45	20	12	3/4"	1"	38	30,3

## PN AR 90

### Swage nipple 90°

BSP female flat seat,  
material: steel, zincd,  
yellow passivated

Article category 1191



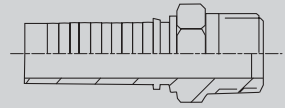
<i>Designation</i>	<i>DN</i>	<i>size</i>	<i>inch</i>	<i>thread (BSP)</i>	<i>SW</i>	<i>T</i>
PN 10 AR 13 90	10	6	3/8"	1/2"	27	18,6
PN 13 AR 20 90	13	8	1/2"	3/4"	32	24,1
PN 16 AR 20 90	16	10	5/8"	3/4"	32	24,1
PN 20 AR 25 90	20	12	3/4"	1"	38	30,3

# PN HBK

## Swage nipple

BSP male tapered- BS 5200, (AGR), material: steel, zined, yellow passivated

Article category 1193



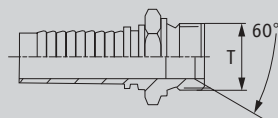
<i>Designation</i>	<i>DN</i>	<i>size</i>	<i>inch</i>	<i>thread BSP</i>
--------------------	-----------	-------------	-------------	-------------------

PN 04 HBK 02	4	3	3/16"	1/8"
PN 06 HBK 02	6	4	1/4"	1/8"
PN 06 HBK	6	4	1/4"	1/4"
PN 06 HBK 10	6	4	1/4"	3/8"
PN 08 HBK 06	8	5	5/16"	1/4"
PN 08 HBK 10	8	5	5/16"	3/8"
PN 10 HBK 06	10	6	3/8"	1/4"
PN 10 HBK	10	6	3/8"	3/8"
PN 10 HBK 13	10	6	3/8"	1/2"
PN 13 HBK 10	13	8	1/2"	3/8"
PN 13 HBK	13	8	1/2"	1/2"
PN 16 HBK	16	10	5/8"	5/8"
PN 16 HBK 20	16	10	5/8"	3/4"
PN 20 HBK	20	12	3/4"	3/4"
PN 20 HBK 25	20	12	3/4"	1"
PN 25 HBK	25	16	1"	1"
PN 25 HBK 32	25	16	1"	1"1/4
PN 32 HBK	32	20	1"1/4	1"1/4
PN 40 HBK	40	24	1"1/2	1"1/2
PN 40 HBK 50	40	24	1"1/2	2"
PN 50 HBK	50	32	2"	2"

## PN HB

### Swage nipple

BSP male parallel 60° cone seat,  
BS 5200 (AGR),  
material: steel, zincd,  
yellow passivated  
Article category 1194



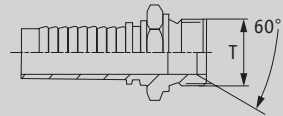
Designation	DN	size	inch	thread	T
PN 04 HB	4	3	3/16"	1/8"	9,73
PN 06 HB 02	6	4	1/4"	1/8"	9,73
PN 06 HB	6	4	1/4"	1/4"	13,16
PN 06 HB 10	6	4	1/4"	3/8"	16,66
PN 06 HB 13	6	4	1/4"	1/2"	20,96
PN 08 HB 06	8	5	5/16"	1/4"	13,16
PN 08 HB 10	8	5	5/16"	3/8"	16,66
PN 10 HB 06	10	6	3/8"	1/4"	13,16
PN 10 HB	10	6	3/8"	3/8"	16,66
PN 10 HB 13	10	6	3/8"	1/2"	20,96
PN 13 HB 10	13	8	1/2"	3/8"	16,66
PN 13 HB	13	8	1/2"	1/2"	20,96
PN 13 HB 16	13	8	1/2"	5/8"	22,91
PN 13 HB 20	13	8	1/2"	3/4"	26,44
PN 16 HB 13	16	10	5/8"	1/2"	20,96
PN 16 HB	16	10	5/8"	5/8"	22,91
PN 16 HB 20	16	10	5/8"	3/4"	26,44
PN 20 HB	20	12	3/4"	3/4"	26,44
PN 20 HB 25	20	12	3/4"	1"	33,15
PN 25 HB	25	16	1"	1"	33,15
PN 25 HB 32	25	16	1"	1"1/4	41,91
PN 32 HB	32	20	1"1/4	1"1/4	41,91
PN 32 HB 40	32	20	1"1/4	1"1/2	47,80

---->

## PN HB

### Swage nipple

BSP male parallel 60° cone seat,  
BS 5200 (AGR),  
material: steel, zincd,  
yellow passivated  
Article category 1194



*Designation*

*DN*

*size*

*inch*

*thread*

*T*

<---

PN 40 HB 32	40	24	1"1/2	1"1/4	41,91
PN 40 HB	40	24	1"1/2	1"1/2	47,80
PN 40 HB 50	40	24	1"1/2	2"	59,26
PN 50 HB	50	32	2"	2"	59,26

## PN FLACO

### Swage nipple

axial swivel joint for Flaco grease  
pistol, material: steel, zincd  
Article category 1195



*Designation*

*DN*

*size*

*thread*

PN 06 FLACO-A

6

4

M 16x1,5

PN 06 FLACO-H

6

4

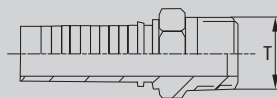
M 16x1,5

## PN HR

### Swage nipple

BSP male thread, sealing form A,  
flat seat (AGR),  
material: steel, zincd,  
yellow passivated

Article category 1195



Designation	DN	size	inch	thread (BSP)	T
-------------	----	------	------	--------------	---

PN 06 HR	6	4	1/4"	1/4"	13,14
PN 08 HR 06	8	5	5/16"	1/4"	13,14
PN 08 HR 10	8	5	5/16"	3/8"	16,66
PN 10 HR	10	6	3/8"	3/8"	16,66
PN 10 HR 13	10	6	3/8"	1/2"	20,96
PN 13 HR	13	8	1/2"	1/2"	20,96
PN 13 HR 16	13	8	1/2"	5/8"	22,91
PN 16 HR	16	10	5/8"	5/8"	22,91
PN 16 HR 20	16	10	5/8"	3/4"	26,44
PN 16 HR 25	16	10	5/8"	1"	33,25
PN 20 HR	20	12	3/4"	3/4"	26,45
PN 20 HR 25	20	12	3/4"	1"	33,25
PN 25 HR	25	16	1"	1"	33,25
PN 25 HR 32	25	16	1"	1"1/4	41,91
PN 32 HR	32	20	1"1/4	1"1/4	41,91
PN 40 HR	40	24	1"1/2	1"1/2	47,80
PN 50 HR	50	32	2"	2"	59,62

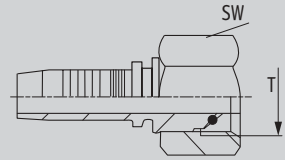


# PN AOB

## Swage nipple

BSP O-ring female 60° cone, BS 5200, material: steel, zined, yellow passivated

Article category 1196



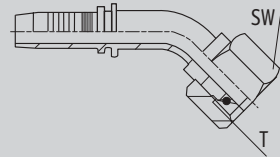
Designation	DN	size	inch	thread	SW	T
PN 06 AOB	6	4	1/4"	1/4"	19	11,5
PN 10 AOB	10	6	3/8"	3/8"	22	14,9
PN 13 AOB	13	8	1/2"	1/2"	27	18,6
PN 16 AOB	16	10	5/8"	5/8"	30	20,6
PN 20 AOB	20	12	3/4"	3/4"	32	24,1
PN 25 AOB	25	16	1"	1"	38	30,3
PN 25 AOB 32	25	16	1"	1"1/4	50	38,9
PN 32 AOB	32	20	1"1/4	1"1/4	50	38,9
PN 32 AOB 40	32	20	1"1/4	1"1/2	60	44,9
PN 40 AOB	40	24	1"1/2	1"1/2	60	44,9
PN 40 AOB 50	40	24	1"1/2	2"	70	56,7
PN 50 AOB	50	32	2"	2"	70	56,7

## PN AOB 45

### Swage nipple 45°

BSP O-ring female 60° cone (DKOR), BS 5200, material: steel, zincd, yellow passivated

Article category 1196



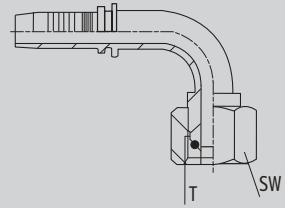
<i>Designation</i>	<i>DN</i>	<i>size</i>	<i>inch</i>	<i>thread</i>	<i>SW</i>	<i>T</i>
PN 06 AOB 45	6	4	1/4"	1/4"	19	11,5
PN 10 AOB 45	10	6	3/8"	3/8"	22	14,9
PN 13 AOB 45	13	8	1/2"	1/2"	27	18,6
PN 16 AOB 45	16	10	5/8"	5/8"	30	20,6
PN 20 AOB 45	20	12	3/4"	3/4"	32	24,1
PN 25 AOB 45	25	16	1"	1"	38	30,3
PN 32 AOB 45	32	20	1"1/4	1"1/4	50	38,9
PN 40 AOB 45	40	24	1"1/2	1"1/2	60	44,9
PN 50 AOB 45	50	38	2"	2"	70	56,7

## PN AOB 90

### Swage nipple 90°

BSP O-ring female 60° cone  
(DKOR), BS 5200,  
material: steel, zincd,  
yellow passivated

Article category 1196



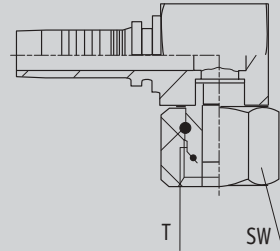
Designation	DN	size	inch	thread	SW	T
PN 06 AOB 90	6	4	1/4"	1/4"	19	11,5
PN 10 AOB 90	10	6	3/8"	3/8"	22	14,9
PN 13 AOB 90	12	8	1/2"	1/2"	27	18,6
PN 16 AOB 90	16	10	5/8"	5/8"	30	20,6
PN 20 AOB 90	20	12	3/4"	3/4"	32	24,1
PN 25 AOB 90	25	16	1"	1"	38	30,3
PN 25 AOB 32 90	25	16	1"	1"1/4	50	38,9
PN 32 AOB 90	32	20	1"1/4	1"1/4	50	38,9
PN 32 AOB 40 90	32	20	1"1/4	1"1/2	60	44,9
PN 40 AOB 90	40	24	1"1/2	1"1/2	60	44,9
PN 40 AOB 50 90	40	24	1"1/4	2"	70	56,7
PN 50 AOB 90	50	32	2"	2"	70	56,7

## PN AOBK 90

### Swage nipple 90°

BSP O-ring female 60° cone,  
BS 5200 (DKOR), compact type,  
material: steel, zincd,  
yellow passivated

Article category 1196



*Designation*

*DN*

*size*

*inch*

*thread*

*SW*

*T*

PN 06 AOBK 90	6	4	1/4"	1/4"	19	11,5
PN 10 AOBK 90	10	6	3/8"	3/8"	22	14,5
PN 13 AOBK 90	13	8	1/2"	1/2"	27	18,6
PN 16 AOBK 90	16	10	5/8"	5/8"	28	20,6
PN 20 AOBK 90	20	12	3/4"	3/4"	32	24,1
PN 25 AOBK 90	25	16	1"	1"	38	30,3

## PN VB

### Swage nipple

connector, material: steel,  
zincd, yellow passivated

Article category 1197



*Designation*

*DN hose*

*size*

*inch*

PN 06 VB	6	4	1/4"
PN 08 VB	8	5	5/16"
PN 10 VB	10	6	3/8"
PN 13 VB	13	8	1/2"
PN 16 VB	16	10	5/8"
PN 20 VB	20	12	3/4"
PN 25 VB	25	16	1"
PN 32 VB	32	20	1"1/4
PN 40 VB	40	24	1"1/2
PN 50 VB	50	32	2"

# PHD 400

## Swage ferrule

for HD 400, HD 400 G,  
(EN 856 4SP),  
material: steel, zincd,  
yellow passivated

Article category 1200



*Designation*

*DN*

*size*

*inch*

PHD 406	06	4	1/4"
PHD 410	10	6	3/8"
PHD 413	13	8	1/2"
PHD 416	16	10	5/8"
PHD 420	19	12	3/4"
PHD 425	25	16	1"

## PHD 500

### Swage ferrule

no interlock for HD 500,  
HD 500 G, (EN 856 4SH),  
material: steel, zincd,  
yellow passivated

Article category 1200



*Designation*

*DN*

*size*

*inch*

PHD 525	25	16	1"
PHD 532	32	20	1"1/4
PHD 540	40	24	1"1/2
PHD 550	50	32	2"

# PHD 600

## Swage ferrule

Interlock ferrule for HD 600  
(EN 856 R13),  
material: steel, zincd,  
yellow passivated  
Article category 1200



*Designation*

*DN*

*size*

*inch*

PHD 650

50

32

2"



# PHD 700

## Swage ferrule

Interlock ferrule for HD 700  
(SAE 100 R15),  
material: steel, zincd,  
yellow passivated  
Article category 1200



*Designation*

*DN*

*size*

*inch*

PHD 720	20	12	3/4"
PHD 725	25	16	1"
PHD 732	32	20	1"1/4
PHD 740	40	24	1"1/2

# PHD 500 A

## Swage ferrule

Interlock ferrule for HD 500  
(EN 856 4SH),  
material: steel, zincd,  
yellow passivated  
Article category 1200



*Designation*

*DN*

*size*

*inch*

PHD 520 A	20	12	3/4"
PHD 525 A	25	16	1"
PHD 532 A	32	20	1"1/4
PHD 540 A	40	24	1"1/2
PHD 550 A	50	32	2"

# Index

## H

Hosearmaturen	1
---------------	---

## N

Non-skive ferrule	4
-------------------	---

Non-skive ferrule	5
-------------------	---

Non-skive ferrule	7
-------------------	---

## P

PHD 100	2
---------	---

PHD 200	3
---------	---

PHD 400	110
---------	-----

PHD 500 A	114
-----------	-----

PHD 500	111
---------	-----

PHD 600	112
---------	-----

PHD 700	113
---------	-----

PHN 100	4
---------	---

PHN 200	5
---------	---

PHT	6
-----	---

PKN 100	7
---------	---

PKP 100	8
---------	---

PN A 45	27
---------	----

PN A 90	28
---------	----

PN A	26
------	----

PN AB 45	91
----------	----

PN AB 90 LM	93
-------------	----

PN AB 90	92
----------	----

PN AB LM	90
----------	----

PN AB	88-89
-------	-------

PN ABK 45	94
-----------	----

PN ABK 90	95
-----------	----

PN AF 45	49
----------	----

PN AF 90	50
----------	----

PN AF	48
-------	----

PN AFL 45	13
-----------	----

PN AFL 90	14
-----------	----

PN AFL	11
--------	----

PN AFLF 45	54
------------	----

PN AFLF 90	55
------------	----

PN AFLF	53
---------	----

PN AFS 45	30
-----------	----

PN AFS 90	31
-----------	----

PN AFS	29
--------	----

PN AFSF	56
---------	----

PN AJ 45	61-62
----------	-------

PN AJ 90	63-64
----------	-------

PN AJ	59-60
-------	-------

PN AJF 45	80
-----------	----

PN AJF 90	81
-----------	----

PN AJF	79
--------	----

PN AJK 90	65
-----------	----

PN ALI 90	87
-----------	----

PN ALI	86
--------	----

PN AM	12
-------	----

# Index

PN AN	70	PN H	41
PN AOB 45	106	PN HB	101-102
PN AOB 90	107	PN HBK	100
PN AOB	105	PN HF	52
PN AOBK 90	108	PN HJ	66-67
PN AOL 45	17	PN HJOD 90	69
PN AOL 90 L	20	PN HJOD	68
PN AOL 90	18-19	PN HL	42
PN AOL	15-16	PN HLD	43
PN AOS 45	33	PN HLF	57
PN AOS 90	34	PN HM	45
PN AOS	32	PN HN	71
PN AR 45	98	PN HR	104
PN AR 90	99	PN HS	44
PN AR	97	PN HSF	58
PN ARI	96	PN KAE 97	23
PN B	46	PN KAE ST	22
PN BR	47	PN KAE	21
PN FF	51	PN OER	24
PN FL 45	36	PN SF 45	73
PN FL 90	37	PN SF 6 45	76
PN FL	35	PN SF 6 90	77
PN FLACO	103	PN SF 6	75
PN FS 45	39	PN SF 90	74
PN FS 90	40	PN SF	72
PN FS	38	PN SFK 45	84
PN FT	78	PN SFK 90	85

# Index

PN SFK	83	Swage nipple 45°	91
PN SO	82	Swage nipple 45°	98
PN VB	109	Swage nipple 45°	106
PN WAP	25	Swage nipple 45°, French series	54
PSG 100	9	Swage nipple 45° with standpipe	36
PSGB 100	10	Swage nipple 90°	14
		Swage nipple 90°	18-20
		Swage nipple 90°	28
		Swage nipple 90°	31
		Swage nipple 90°	34
		Swage nipple 90°	37
		Swage nipple 90°	40
		Swage nipple 90°	50
		Swage nipple 90°	63-65
		Swage nipple 90°	69
		Swage nipple 90°	74
		Swage nipple 90°	77
		Swage nipple 90°	81
		Swage nipple 90°	85
		Swage nipple 90°	87
		Swage nipple 90°	92-93
		Swage nipple 90°	95
		Swage nipple 90°	99
		Swage nipple 90°	107-108
		Swage nipple 90°, French series	55
		Swage nipple for banjo	47
		Swage nipple French series	51-53
<b>S</b>			
Skive ferrule for KP 100	8		
Skive ferrule	2-3		
Swage ferrule for R4 hose, hose type SGB	10		
Swage ferrule for R4 suction and pressure hose, hose type SG and GC	9		
Swage ferrule	6		
Swage ferrule	110-114		
Swage nipple 45°	13		
Swage nipple 45°	17		
Swage nipple 45°	27		
Swage nipple 45°	30		
Swage nipple 45°	33		
Swage nipple 45°	39		
Swage nipple 45°	49		
Swage nipple 45°	61-62		
Swage nipple 45°	73		
Swage nipple 45°	76		
Swage nipple 45°	80		
Swage nipple 45°	84		

# Index

Swage nipple French series	56-58
Swage nipple with banjo	46
Swage nipple with standpipe	35
Swage nipple with union nut	12
Swage nipple	11
Swage nipple	15-16
Swage nipple	21-26
Swage nipple	29
Swage nipple	32
Swage nipple	38
Swage nipple	41-42
Swage nipple	44-45
Swage nipple	48
Swage nipple	59
Swage nipple	60
Swage nipple	66-68
Swage nipple	70-72
Swage nipple	78-79
Swage nipple	82-83
Swage nipple	86
Swage nipple	88-90
Swage nipple	96-97
Swage nipple	100-109